

Richard Barrow's

THAI TRAIN GUIDE



ALL THE TRAINS 2024



TRAIN GUIDE SPONSORED BY 12GO

ALL THE TRAINS



This is a guide for **All the Trains** that run on the different lines in Thailand. It is meant to be an overview of the trains available. Coming soon, will be additional guidebooks for each line with more details including timetables.

Please send feedback about this e-book and any ideas that you may have for future train guides to richard@thaitrainguide.com.

ALL THE TRAINS

Pages 8-13:	Northern Line
Pages 14-22:	Northeastern Line
Pages 23-25:	Eastern Line
Pages 26-27:	Maeklong Line
Pages 28-36:	Southern Line
Pages 37-42:	All the Trains

These guidebooks are free to download. If you would like to help with the research budget, you are welcome to [Buy Me a Coffee](#). Also, if you use this link to buy transportation tickets on [12Go](#), then I get a small commission. By doing this, it doesn't cost you anymore. However, it gives me a budget to produce bigger and better content for everyone.

Thanks, and happy travels!

Richard Barrow
September 2024
vs. 2.01 (15/9/2024)

THAI TRAINS



The Alsthom diesel locomotive is one of the most common locomotives



This is the QSY electric diesel locomotive nicknamed “Ultraman”



A typical 3rd Class carriage with blue cushioned seats and open windows



2nd Class carriage with reclining seats that always face direction of travel



This is a 3rd Class diesel railcar carriage with some seats facing inwards



This is a typical Daewoo diesel railcar used by Special Express trains

CNR SLEEPER TRAINS



These Chinese CNR sleeper trains are currently in operation on four different routes throughout Thailand. They all depart from Bangkok's Krung Thep Aphiwat Station (KTW).

OUTBOUND TRAINS:

NO.	TRAIN	ROUTE	TIME	DURATION	LINE
9	SP EXP	KTW - Chiang Mai	18:40 - 07:15	12hr 35min	N
23	SP EXP	KTW - Ubon Ratchathani	21:05 - 06:35	9hr 30min	NE
25	SP EXP	KTW - Nong Khai	20:25 - 06:25	10hr 0min	NE
31	SP EXP	KTW - Hat Yai Junction	16:50 - 07:05	14hr 15min	S

INBOUND TRAINS:

NO.	TRAIN	ROUTE	TIME	DURATION	LINE
10	SP EXP	Chiang Mai - KTW	18:00 - 06:50	12hr 50min	N
24	SP EXP	Ubon Ratchathani - KTW	19:00 - 04:50	9hr 50min	NE
26	SP EXP	Nong Khai - KTW	19:40 - 05:50	10hr 10min	NE
32	SP EXP	Hat Yai Junction - KTW	17:45 - 08:10	14hr 25min	S

Each train is made up of thirteen carriages:

- One power van
- Nine air-conditioned 2nd Class sleeper coaches
- One air-conditioned 2nd Class sleeper coach with handicap facilities
- One air-conditioned restaurant car
- One air-conditioned 1st Class sleeper coach

Tickets can be bought 180 days in advance as long as the journey is at least 60% of the full route. If it is less than that, and at least 25% of the route, you can only buy up to 30 days in advance.

SLEEPER TRAINS

These are all the night trains in Thailand that operate in and out of Bangkok on the three main lines. The trains in bold are the newer CNR sleeper trains. Unless otherwise noted, seated 2nd and 3rd Class carriages only have fans and open windows. The trains with freight cars can also transport your bicycles or motorcycles.

NORTHERN LINE NIGHT TRAINS: If you don't mind spending the night in a seat with fans, then trains No. 13/14 and No. 51/52 are an alternative way to reach Chiang Mai at short notice when all the sleeper berths are full.

NO.	TRAIN	ROUTE	TIME	BEDS	SEATS	DINING	TICKETS
9	SP EXP	KTW - Chiang Mai	18:40 - 07:15	1st 2nd	-	✓	938-1,646 baht
10	SP EXP	Chiang Mai - KTW	18:00 - 06:50	1st 2nd	-	✓	938-1,646 baht
13	SP EXP	KTW - Chiang Mai	20:05 - 08:40	1 st 2 nd	2 nd 3 rd	✓	310-1,446 baht
14	SP EXP	Chiang Mai - KTW	17:00 - 06:00	1 st 2 nd	2 nd 3 rd	✓	310-1,446 baht
51	EXP	KTW - Chiang Mai	22:30 - 12:10	2 nd	2 nd 3 rd	✓	270-798 baht
52	EXP	Chiang Mai - KTW	15:30 - 05:10	2 nd	2 nd 3 rd	✓	270-798 baht
107	RAPID	KTW - Den Chai	20:45 - 05:15	2 nd	2 nd 3 rd	-	199-706 baht
108	RAPID	Den Chai - KTW	19:05 - 04:30	2 nd	2 nd 3 rd	-	230-758 baht
109	RAPID	KTW - Chiang Mai	14:15 - 04:05	2 nd	2 nd 3 rd	-	230-758 baht

NORTHEASTERN LINE NIGHT TRAINS: Rapid No. 133/134 is an international train that goes between Bangkok and Vientiane in Laos via Nong Khai.

NO.	TRAIN	ROUTE	TIME	BEDS	SEATS	DINING	TICKETS
23	SP EXP	KTW - Ubon Ratchathani	21:05 - 06:35	1st 2nd	-	✓	879-1,517 baht
24	SP EXP	Ubon Ratchathani - KTW	19:00 - 04:50	1st 2nd	-	✓	879-1,517 baht
25	SP EXP	KTW - Nong Khai	20:25 - 06:25	1st 2nd	-	✓	894-1,550 baht
26	SP EXP	Nong Khai - KTW	19:40 - 05:50	1st 2nd	-	✓	894-1,550 baht
133	RAPID	KTW - Vientiane	21:25 - 09:05	2 nd	2 nd 3 rd	-	281-874 baht
134	RAPID	Vientiane - KTW	18:25 - 07:30	2 nd	2 nd 3 rd	-	281-874 baht
139	RAPID	KTW - Ubon Ratchathani	19:25 - 06:15	2 nd	2 nd 3 rd	-	205-699 baht
140	RAPID	Ubon Ratchathani - KTW	20:30 - 07:10	2 nd	2 nd 3 rd	-	205-699 baht
141	RAPID	KTW - Ubon Ratchathani	23:05 - 10:20	-	2 nd 3 rd	-	205-329 baht
142	RAPID	Ubon Ratchathani - KTW	17:35 - 04:10	-	2 nd 3 rd	-	205-329 baht

SLEEPER TRAINS

SOUTHERN LINE NIGHT TRAINS: There are many trains on this line, so you can use most of them to reach places such as Chumphon, Surat Thani, and Hat Yai.

Trains **No. 31/32** to Hat Yai have air-conditioned dining cars. Trains No.37/38 to Sungai Kolok and No. 83/84 to Trang, and No. 85/86 to Nakhon Si Thammarat have dining cars with open windows and fans.

The only night train that doesn't have beds is **Special Express No. 43/44**. This is a diesel railcar with 2nd Class reclining seats and air conditioning.

NO.	TRAIN	ROUTE	TIME	BEDS	SEATS	DINING	TICKETS
31	SP EXP	KTW - Hat Yai Junction	16:50 - 07:05	1 st 2 nd	-	✓	1,003-1,790 baht
32	SP EXP	Hat Yai Junction - KTW	17:45 - 08:10	1 st 2 nd	-	✓	1,003-1,790 baht
37	SP EXP	KTW - Sungai Kolok	16:10 - 10:35	1 st 2 nd	2 nd 3 rd	✓	369-1,749 baht
38	SP EXP	Sungai Kolok - KTW	14:15 - 09:05	1 st 2 nd	2 nd 3 rd	✓	369-1,749 baht
43	SP EXP	KTW - Surat Thani	07:30 - 16:20	-	2nd	-	524 baht
44	SP EXP	Surat Thani - KTW	18:25 - 03:45	-	2nd	-	524 baht
45	SP EXP	KTW - Padang Besar	16:10 - 08:05	2 nd	-	-	848-918 baht
46	SP EXP	Padang Besar - KTW	17:00 - 09:05	2 nd	-	-	848-918 baht
83	EXP	KTW - Trang	18:50 - 08:15	1 st 2 nd	2 nd 3 rd	✓	284-1,476 baht
84	EXP	Trang - KTW	17:00 - 07:05	1 st 2 nd	2 nd 3 rd	✓	284-1,476 baht
85	EXP	KTW - Nakhon Si Thamm.	19:50 - 09:40	1 st 2 nd	2 nd 3 rd	✓	282-1,465 baht
86	EXP	Nakhon Si Thamm. - KTW	16:00 - 06:10	1 st 2 nd	2 nd 3 rd	✓	282-1,465 baht
167	RAPID	KTW - Kantang	20:30 - 11:25	2 nd	2 nd 3 rd	-	247-796 baht
168	RAPID	Kantang - KTW	14:15 - 05:10	2 nd	2 nd 3 rd	-	247-796 baht
169	RAPID	KTW - Yala	17:30 - 11:05	2 nd	2 nd 3 rd	-	274-860 baht
170	RAPID	Yala - KTW	16:30 - 10:50	2 nd	2 nd 3 rd	-	274-860 baht
171	RAPID	KTW - Sungai Kolok	15:10 - 10:10	2 nd	2 nd 3 rd	-	289-896 baht
172	RAPID	Sungai Kolok - KTW	12:10 - 07:30	2 nd	2 nd 3 rd	-	289-896 baht

SLEEPER CARRIAGES WITH OPEN WIDOWS AND FANS: Most sleeper carriages are air-conditioned. However, the following trains have at least one carriage with beds, fans, and open windows: **No. 167/168** (Kantang), **No. 169/170** (Yala), and **No. 171/172** (Sungai Kolok).

DINING CARS



The following sleeper trains also have dining cars attached. A waiter with a menu will go up and down the train taking orders. You can either eat at your seat or in the dining car.

NO.	TRAIN	ROUTE	TIME	DURATION	LINE
9	SP EXP	KTW - Chiang Mai	18:40 - 07:15	12hr 35min	N
10	SP EXP	Chiang Mai - KTW	18:00 - 06:50	12hr 50min	N
13	SP EXP	KTW - Chiang Mai	20:05 - 08:40	12hr 35min	N
14	SP EXP	Chiang Mai - KTW	17:00 - 06:00	13hr 0min	N
23	SP EXP	KTW - Ubon Ratchathani	21:05 - 06:35	9hr 30min	NE
24	SP EXP	Ubon Ratchathani - KTW	19:00 - 04:50	9hr 50min	NE
25	SP EXP	KTW - Nong Khai	20:25 - 06:25	10hr 0min	NE
26	SP EXP	Nong Khai - KTW	19:40 - 05:50	10hr 10min	NE
31	SP EXP	KTW - Hat Yai Junction	16:50 - 07:05	14hr 15min	S
32	SP EXP	Hat Yai Junction - KTW	17:45 - 08:10	14hr 25min	S
37	SP EXP	KTW - Sungai Kolok	16:10 - 10:35	18hr 25min	S
38	SP EXP	Sungai Kolok - KTW	14:15 - 09:05	18hr 50min	S
51	EXPRESS	KTW - Chiang Mai	22:30 - 12:10	13hr 40min	N
52	EXPRESS	Chiang Mai - KTW	15:30 - 05:10	13hr 40min	N
83	EXP	KTW - Trang	18:50 - 08:15	13hr 25min	S
84	EXP	Trang - KTW	17:00 - 07:05	14hr 5min	S
85	EXP	KTW - Nakhon Si Thammarat	19:50 - 09:40	13hr 50min	S
86	EXP	Nakhon Si Thammarat - KTW	16:00 - 06:10	14hr 10min	S

Only the CNR trains have air-conditioned dining cars: Special Express No. 9/10, 23/24, 25/26, and 31/32. The others all have open windows and fans.

The following sleepers don't have a dining car: No. 107/108, 109, 139/140, 167/168, 169/170, 171/172, and 173/174.

DAEWOO DIESEL RAILCARS

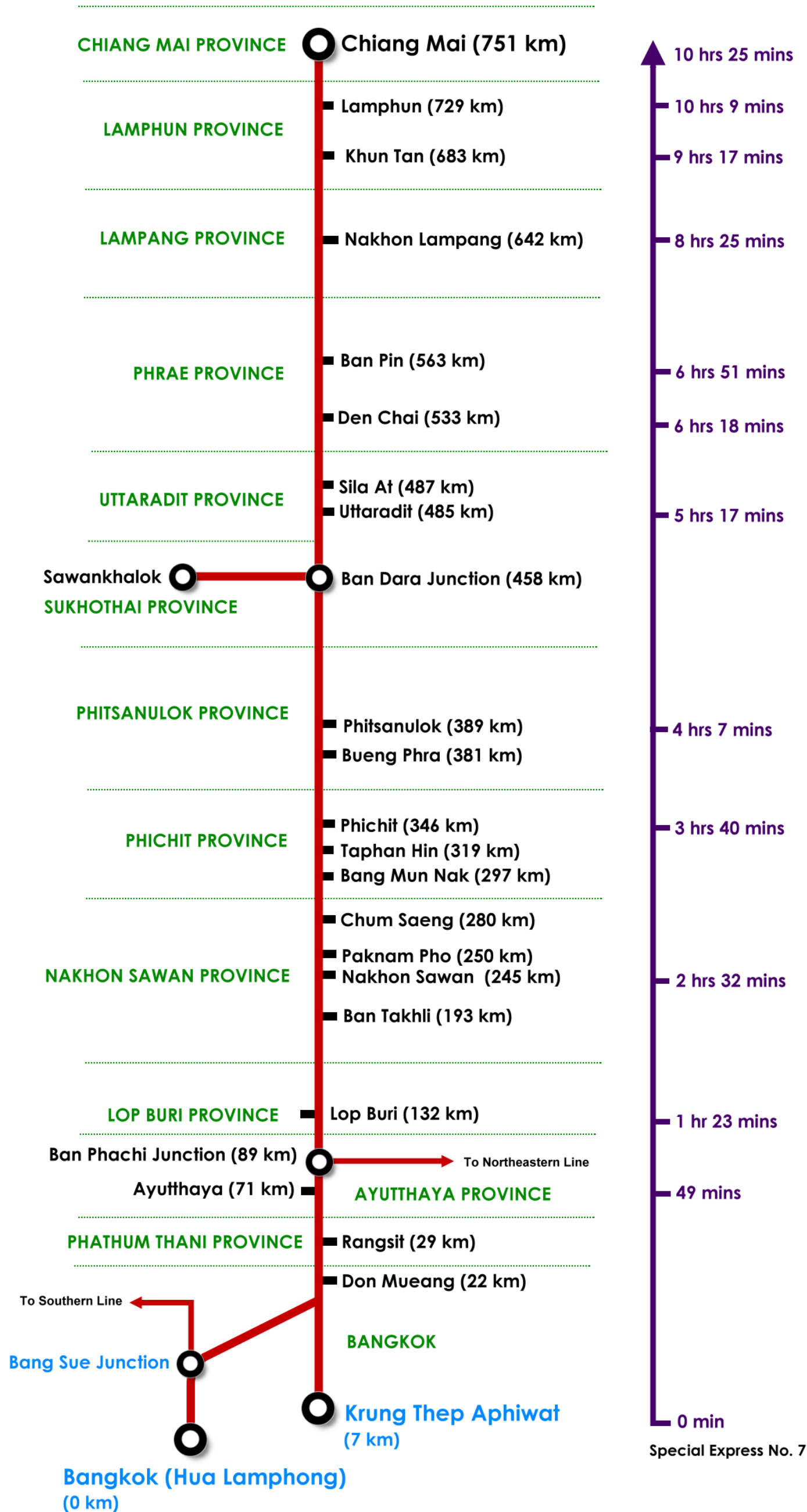


The State Railway of Thailand operates Daewoo diesel railcars to three destinations within Thailand: **Chiang Mai**, **Ubon Ratchathani**, and **Surat Thani**. These trains can reach a maximum speed of 120 km/hour and feature comfortable, reclining seats and air-conditioning.

NO.	TRAIN	ROUTE	TIME	DURATION	LINE
7	SP EXP	KTW - Chiang Mai	09:05 - 19:30	10hr 25min	N
8	SP EXP	Chiang Mai - KTW	08:50 - 18:55	10hr 5min	N
21	SP EXP	KTW - Ubon Ratchathani	06:10 - 14:00	7hr 50min	NE
22	SP EXP	Ubon Ratchathani - KTW	14:50 - 22:35	7hr 45min	NE
39	SP EXP	KTW - Surat Thani	22:50 - 07:50	9hr 0min	S
40	SP EXP	Surat Thani - KTW	09:00 - 18:05	9hr 5min	S
43	SP EXP	KTW - Surat Thani	07:30 - 16:20	8hr 50min	S
44	SP EXP	Surat Thani - KTW	18:25 - 03:45	9hr 20min	S



NORTHERN LINE MAP



NORTHERN LINE TRAINS



TRAINS TO CHIANG MAI

The Northern Line connects Bangkok with Chiang Mai via five long-distance trains. The fastest day train is **Special Express No. 7/8**, a diesel railcar (DRC) that can complete the journey in just over ten hours. The most popular sleeper train is **Special Express No. 9/10**, which is one of the modern CNR sleepers. All of these trains depart from Krung Thep Aphiwat Station (KTW).

NORTHBOUND: Trains to Den Chai and Chiang Mai

No.	TRAIN	ROUTE	TIME	DURATION
111	RAPID	KTW - Den Chai	07:30 - 16:30	9hr 0min
7	SP EXP (DRC)	KTW - Chiang Mai	09:05 - 19:30	10hr 25min
109	RAPID	KTW - Chiang Mai	14:15 - 04:05	13hr 50min
9	SP EXP (CNR)	KTW - Chiang Mai	18:40 - 07:15	12hr 35min
13	SPECIAL EXPRESS	KTW - Chiang Mai	20:05 - 08:40	12hr 35min
107	RAPID	KTW - Den Chai	20:45 - 05:15	8hr 30min
51	EXPRESS	KTW - Chiang Mai	22:30 - 12:10	13hr 40min

SOUTHBOUND: Trains to Bangkok

No.	TRAIN	ROUTE	TIME	DURATION
102	RAPID	Chiang Mai - KTW	06:30 - 20:25	13hr 55min
112	RAPID	Den Chai - KTW	07:30 - 17:20	9hr 50min
8	SP EXP (DRC)	Chiang Mai - KTW	08:50 - 18:55	10hr 5min
52	EXPRESS	Chiang Mai - KTW	15:30 - 05:10	13hr 40min
14	SPECIAL EXPRESS	Chiang Mai - KTW	17:00 - 06:00	13hr 0min
10	SP EXP (CNR)	Chiang Mai - KTW	18:00 - 06:50	12hr 50min
108	RAPID	Den Chai - KTW	19:05 - 04:30	9hr 25min

NORTHERN LINE TRAINS



LONG-DISTANCE TRAINS ON THE NORTHERN LINE WITH 3RD CLASS SEATS

The following long-distance trains out of Bangkok's Krung Thep Aphiwat Station have 2nd and 3rd Class carriages with seats and fans which you can use to supplement the local trains. However, as they are express trains, they won't stop at small stations, and they will be more expensive than the local trains. But they might help you make some fast daytime moves. If you are going less than 25% of the complete route, you can only buy these tickets on the day.

NORTHBOUND: Trains to Den Chai and Chiang Mai

No.	TRAIN	ROUTE	TIME	DURATION
111	RAPID	KTW - Den Chai	07:30 - 16:30	9hr 0min
109	RAPID	KTW - Chiang Mai	14:15 - 04:05	13hr 50min
107	RAPID	KTW - Den Chai	20:45 - 05:15	8hr 30min
51	EXPRESS	KTW - Chiang Mai	22:30 - 12:10	13hr 40min

SOUTHBOUND: Trains to Bangkok

No.	TRAIN	ROUTE	TIME	DURATION
102	RAPID	Chiang Mai - KTW	06:30 - 20:25	13hr 55min
112	RAPID	Den Chai - KTW	07:30 - 17:20	9hr 50min
52	EXPRESS	Chiang Mai - KTW	15:30 - 05:10	13hr 40min
108	RAPID	Den Chai - KTW	19:05 - 04:30	9hr 25min

Out of all these trains, the daytime **Rapid No. 111/112**, both northbound and southbound, and **Rapid No. 109/102** southbound, are probably the best long-distance trains for making some moves during the day. Incidentally, the sleeper carriages on No. 109 are added to No. 52 for the daytime return journey from Chiang Mai.

NORTHERN LINE TRAINS



BANGKOK TRAINS: LOWER NORTHERN LINE

From Bangkok (Hua Lamphong) Station, there are eight trains going to destinations along the lower Northern Line. Please note, the **No. 317/318** diesel railcars do not run on weekends and on public holidays.

NORTHBOUND: Towards Chiang Mai

No.	TRAIN	ROUTE	TIME	DURATION
303	COM	Bangkok - Lop Buri	04:15 - 07:05	2hr 50min
201	ORD	Bangkok - Phitsanulok	09:30 - 17:55	8hr 25min
209	ORD (DRC)	Bangkok - Ban Takhli	11:15 - 15:40	4hr 25min
211	ORD	Bangkok - Taphan Hin	12:55 - 19:15	6hr 20min
207	ORD	Bangkok - Nakhon Sawan	14:10 - 19:35	5hr 25min
301	COM	Bangkok - Lop Buri	16:30 - 19:40	3hr 10min
317	COM (DRC)	Bangkok - Lop Buri (M-F)	17:30 - 20:20	2hr 50min
313	COM	Bangkok - Ban Phachi Junction	18:20 - 20:30	2hr 10min

SOUTHBOUND: Towards Bangkok

No.	TRAIN	ROUTE	TIME	DURATION
302	COM	Lop Buri - Bangkok	04:30 - 07:35	3hr 5min
314	COM	Ban Phachi Junction - Bangkok	04:45 - 06:50	2hr 5min
208	ORD	Nakhon Sawan - Bangkok	05:00 - 10:15	5hr 15min
212	ORD	Taphan Hin - Bangkok	05:30 - 12:10	6hr 40min
318	COM (DRC)	Lop Buri – Bangkok (M-F)	06:00 - 08:50	2hr 50min
202	ORD	Phitsanulok - Bangkok	06:05 - 14:05	8hr 0min
304	COM	Lop Buri - Bangkok	08:00 - 10:30	2hr 30min
210	ORD (DRC)	Ban Takhli - Bangkok	16:00 - 20:35	4hr 35min

NORTHERN LINE TRAINS



LOCAL TRAINS: UPPER NORTHERN LINE

The Northern Line offers four pairs of local diesel railcars (DRCs) that don't begin or end their routes in Bangkok. These trains provide convenient access to smaller stations and halts that Rapid, Express, and Special Express trains skip. Please note: Tickets for 3rd class carriages on these local trains must be purchased at the station on the day of travel. You cannot buy tickets for these local trains online.

NORTHBOUND: Towards Chiang Mai

No.	TRAIN	ROUTE	TIME	DURATION
407	LOCAL	Nakhon Sawan - Chiang Mai	05:00 - 14:35	9hr 35min
403	LOCAL	Phitsanulok - Sila At	05:55 - 07:40	1hr 45min
401	LOCAL	Lop Buri - Phitsanulok	06:00 - 10:55	4hr 55min
405	LOCAL	Sila At – Sawankhalok *	10:00 - 11:00	1hr 0min

SOUTHBOUND TRAINS: Towards Bangkok

No.	TRAIN	ROUTE	TIME	DURATION
408	LOCAL	Chiang Mai - Nakhon Sawan	09:30 - 19:55	10hr 25min
406	LOCAL	Sawankhalok - Sila At *	13:00 – 14:05	1hr 5min
402	LOCAL	Phitsanulok - Lop Buri	13:45 - 18:45	5hr 0min
410	LOCAL	Sila At - Phitsanulok	16:30 - 18:10	1hr 40min

* This is the Sawankhalok Branch line from Ban Dara Junction

NORTHERN LINE TRAINS



SAWANKHALOK BRANCH LINE

Sawankhalok Station in Sukhothai Province is at the end of a branch line that starts from Ban Dara Junction. There used to be a night train from Bangkok, but these days there is only this one local train that starts at Sila At station. Tickets cost 13 Baht if you do the entire route from Sila At.

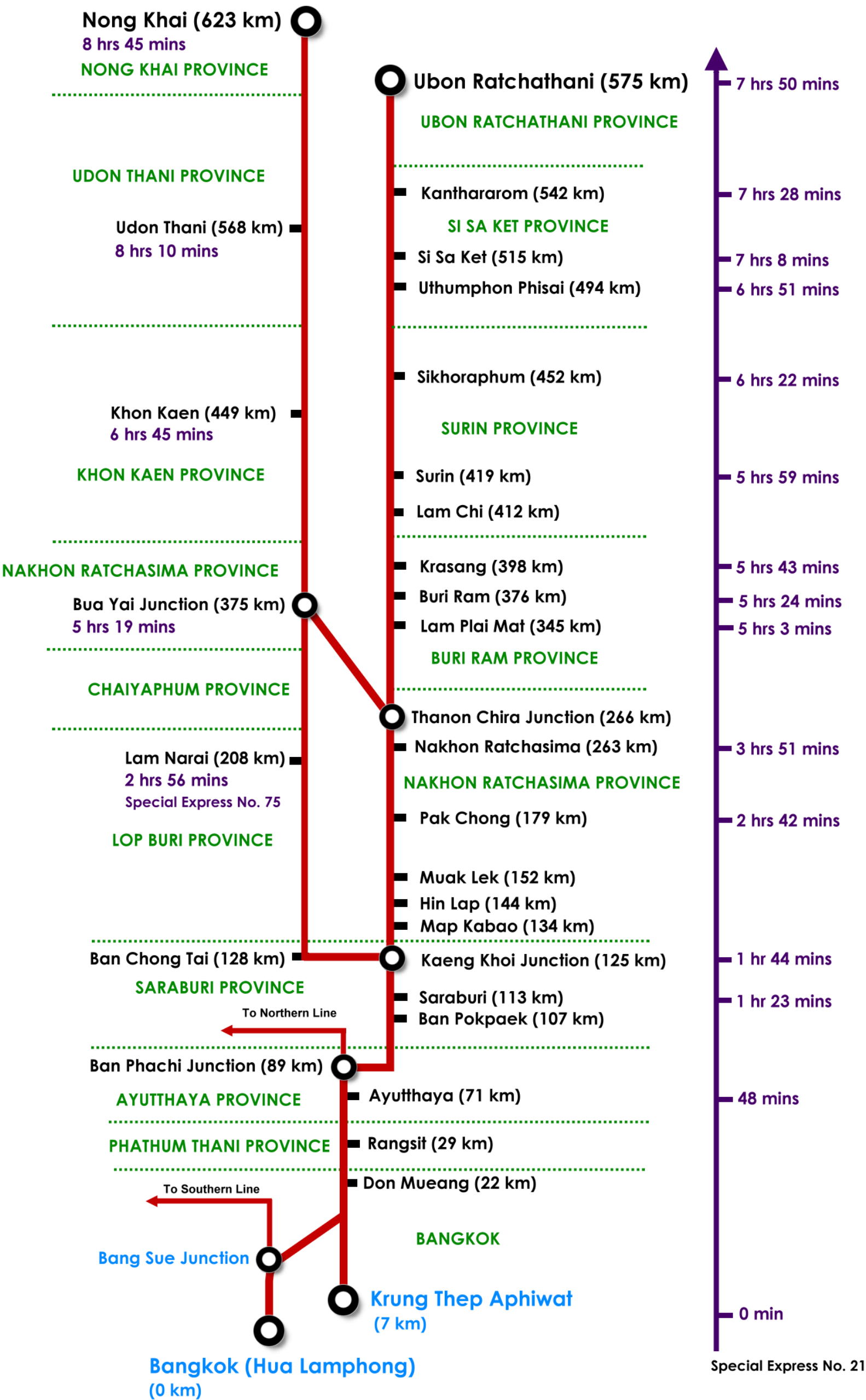
No.	TRAIN	ROUTE	TIME	DURATION
405	LOCAL	Sila At – Sawankhalok	10:00 - 11:00	1hr 0min
406	LOCAL	Sawankhalok - Sila At	13:00 – 14:05	1hr 5min

The train stays at Sawankhalok for two hours before making the return trip. There is local transport in front of the station. They can give you a tour of the area. If you want to stay longer, there are hotels within walking distance of the station. It is possible to take local transport from here to Si Satchanalai Historical Park.



There are a number of giant street art pieces a few minutes' walk from the station. Take the road opposite the station and then turn right.

NORTHEASTERN LINE MAP



NORTHEASTERN LINE TRAINS



UBON RATCHATHANI

There are six long-distance trains operating on the main Northeastern Line connecting Bangkok to Ubon Ratchathani. All of these trains depart from Krung Thep Aphiwat Station (KTW). For the fastest journey, consider daytime **Special Express No. 21/22**. This diesel railcar (DRC) offers air-conditioning and reclining seats. If you prefer a sleeper train, **Special Express No. 23** is a popular choice, featuring modern CNR carriages. **Rapid No. 139** provides an additional sleeper train alternative. These trains also stop in Nakhon Ratchasima, Buriram, Surin, and Sisaket.

OUTBOUND: To Ubon Ratchathani

No.	TRAIN	ROUTE	TIME	DURATION
21	SP EXP (DRC)	KTW - Ubon Ratchathani	06:10 - 14:00	7hr 50min
135	RAPID	KTW - Ubon Ratchathani	07:10 - 18:00	10hr 50min
71	EXPRESS (DRC)	KTW - Ubon Ratchathani	10:35 - 19:50	9hr 15min
139	RAPID	KTW - Ubon Ratchathani	19:25 - 06:15	10hr 50min
23	SP EXP (CNR)	KTW - Ubon Ratchathani	21:05 - 06:35	9hr 30min
141	RAPID	KTW - Ubon Ratchathani	23:05 - 10:20	11hr 15min

INBOUND: To Bangkok

No.	TRAIN	ROUTE	TIME	DURATION
72	EXPRESS (DRC)	Ubon Ratchathani - KTW	05:40 - 14:30	8hr 50min
136	RAPID	Ubon Ratchathani - KTW	07:00 - 17:55	10hr 55min
22	SP EXP (DRC)	Ubon Ratchathani - KTW	14:50 - 22:35	7hr 45min
142	RAPID	Ubon Ratchathani - KTW	17:35 - 04:10	10hr 35min
24	SP EXP (CNR)	Ubon Ratchathani - KTW	19:00 - 04:50	9hr 50min
140	RAPID	Ubon Ratchathani - KTW	20:30 - 07:10	10hr 40min

NORTHEASTERN LINE TRAINS



LOCAL TRAINS TO UBON RATCHATHANI

These are the local trains that go in and out of Ubon Ratchathani. Most of these trains go between Nakhon Ratchasima and Ubon Ratchathani with stops in Buriram, Surin and Si Sa Ket. Like other local trains, tickets can only be bought at the station and on the day of departure. You cannot buy these tickets online. There are no reserved seats and so you sit where you like.

OUTBOUND TRAINS:

No.	TRAIN	ROUTE	TIME	DURATION
428	LOCAL	Ubon Ratchathani - Nakhon Ratchasima	06:20 - 11:45	5hr 25min
426	LOCAL	Ubon Ratchathani - Nakhon Ratchasima	12:35 - 18:25	5hr 50min
422	LOCAL	Ubon Ratchathani - Lam Chi	15:15 - 18:15	3hr 0min
420	LOCAL	Ubon Ratchathani - Lam Chi	18:10 - 21:10	3hr 0min

INBOUND TRAINS:

No.	TRAIN	ROUTE	TIME	DURATION
425	LOCAL	Lam Chi - Ubon Ratchathani	05:30 - 08:30	3hr 0min
421	LOCAL	Nakhon Ratchasima - Ubon Ratchathani	06:10 - 12:15	6hr 5min
419	LOCAL	Nakhon Ratchasima – Ubon Ratchathani	11:15 - 16:45	5hr 30min
427	LOCAL	Nakhon Ratchasima - Ubon Ratchathani	14:20 - 20:15	5hr 55min

NORTHEASTERN LINE TRAINS



NONG KHAI

Three long-distance trains travel on the Bua Yai bypass line from Krung Thep Aphiwat Station (KTW) in Bangkok to Nong Khai. They also stop at Khon Kaen and Udon Thani stations. The daytime **Express No. 75** is a diesel railcar with 2nd Class seating with air conditioning and 3rd class seating with fans and open windows. For overnight travel, **Special Express No. 25** provides comfortable sleeping berths, while **Rapid No. 133** offers both sleeping berths and 2nd and 3rd Class seats.

OUTBOUND TRAINS: To Nong Khai and Vientiane

No.	TRAIN	ROUTE	TIME	DURATION
75	EXP (DRC)	KTW - Nong Khai	08:45 - 17:30	8hr 45min
25	SP EXP (CNR)	KTW - Nong Khai	20:25 - 06:25	10hr 0min
133	RAPID	KTW - Nong Khai/Vientiane	21:25 - 09:05	11hr 40min

INBOUND TRAINS: To Bangkok

No.	TRAIN	ROUTE	TIME	DURATION
76	EXP (DRC)	Nong Khai - KTW	07:45 - 16:45	9hr 0min
134	RAPID	Vientiane/Nong Khai - KTW	18:25 - 07:30	13hr 5min
26	SP EXP (CNR)	Nong Khai - KTW	19:40 - 05:50	10hr 10min

This is a local train that goes between **Nakhon Ratchasima** and **Nong Khai** with stops in **Khon Kaen** and **Udon Thani**. This train doesn't use the Bua Yai bypass line.

No.	TRAIN	ROUTE	TIME	DURATION
415	LOCAL	Nakhon Ratchasima - Nong Khai	06:20 - 12:05	5hr 45min
418	LOCAL	Nong Khai - Nakhon Ratchasima	12:55 - 18:35	5hr 40min

NORTHEASTERN LINE TRAINS



BANGKOK TO VIENTIANE - INTERNATIONAL TRAIN

In July 2024, **Rapid No. 133** extended its service by crossing the border from Nong Khai to the new Vientiane (Khamsavath) Station. The international train departs from Krung Thep Aphiwat Station (KTW) at 9:25 p.m. This train used to only have 2nd and 3rd Class carriages with fans, but they have now been upgraded with 2nd Class sleepers and 2nd Class seats with air conditioning. Prices start at 281 baht for 3rd Class with fan to 784/874 baht for the sleeper berths. The train stops at Nong Khai Station in the morning for passengers to pass through Immigration and then continues across the Friendship Bridge to Vientiane (Khamsavath) Station, where Laos immigration is done. From the station, there are shuttle buses to the city center and the high-speed railway station. The return service is **Rapid No. 134** in the evening.

THAILAND TO LAOS TRAINS:

No.	TYPE	KTW	UDON THANI	NONG KHAI	NONG KHAI	VIENTIANE
133	RAPID	21:25	07:07	Arr. 07:55	Dep. 08:35	09:05
147	RAPID	-	14:20	Arr. 16:40	Dep. 17:25	17:55

LAOS TO THAILAND TRAINS:

No.	TYPE	VIENTIANE	NONG KHAI	NONG KHAI	UDON THANI	KTW
148	RAPID	09:35	Arr. 10:05	Dep. 10:45	11:25	-
134	RAPID	18:25	Arr. 18:55	Dep. 20:15	20:59	07:30

After **Rapid No. 133** arrives in Laos, it is then used as a short-range train that goes from Vientiane to Udon Thani and back. The train designation is now **Rapid No. 148/147**. Tickets in 2nd Class with air-conditioning are 120 baht for Nong Khai and 200 baht for Udon Thani. 3rd Class tickets are 70 baht and 100 baht, respectively.

NORTHEASTERN LINE TRAINS

BANGKOK TO KAENG KHOI JUNCTION

These are the commuter trains that go between Bangkok Station and Kaeng Khoi Junction.

OUTBOUND TRAINS:

No.	TRAIN	ROUTE	TIME	DURATION
339	COM (DRC)	Bangkok - Kaeng Khoi (M-F)	05:05 - 08:05	3hr 0min
341	COM	Bangkok - Kaeng Khoi Junction	17:00 - 20:00	3hr 0min

INBOUND TRAINS:

No.	TRAIN	ROUTE	TIME	DURATION
342	COM	Kaeng Khoi Junction - Bangkok	05:30 - 08:30	3hr 0min
340	COM (DRC)	Kaeng Khoi - Bangkok (M-F)	08:45 - 11:10	2hr 25min

THANON CHIRA JUNCTION TO BUA YAI SECTION

Most of the trains heading to Khon Kaen, Udon Thani and Nong Khai go via the **Bua Yai Bypass**. However, the following trains go there via Thanon Chira Junction in Nakhon Ratchasima.

This train goes between **Kaeng Khoi Junction** and **Khon Kaen** via **Nakhon Ratchasima**.

No.	TRAIN	ROUTE	TIME	DURATION
431	LOCAL	Kaeng Khoi Junction - Khon Kaen	05:00 - 11:30	6hr 30min
432	LOCAL	Khon Kaen - Kaeng Khoi Junction	14:30 - 20:30	6hr 0min

This train goes between **Nakhon Ratchasima** and **Bua Yai Junction** via **Thanon Chira Junction**.

No.	TRAIN	ROUTE	TIME	DURATION
430	LOCAL	Bua Yai Junction - Nakhon Ratchasima	05:50 - 07:20	1hr 30min
429	LOCAL	Nakhon Ratchasima - Bua Yai Junction	17:55 - 19:25	1hr 30min

This train goes between **Nakhon Ratchasima** and **Nong Khai** via **Thanon Chira Junction**.

No.	TRAIN	ROUTE	TIME	DURATION
415	LOCAL	Nakhon Ratchasima - Nong Khai	06:20 - 12:05	5hr 45min
418	LOCAL	Nong Khai - Nakhon Ratchasima	12:55 - 18:35	5hr 40min

This train goes between **Nakhon Ratchasima** and **Udon Thani** via **Thanon Chira Junction**.

No.	TRAIN	ROUTE	TIME	DURATION
416	LOCAL	Udon Thani - Nakhon Ratchasima	05:55 - 10:55	5hr 0min
417	LOCAL	Nakhon Ratchasima - Udon Thani	15:55 - 21:00	5hr 5min

NORTHEASTERN LINE TRAINS



BUA YAI BYPASS

To relieve the bottleneck in Nakhon Ratchasima, a rail bypass was built between Kaeng Khoi and Bua Yai junctions. This bypass is used by trains from Bangkok heading to Nong Khai, and the highlight is the five viaducts crossing the Pasak Chonlasit Reservoir. Unfortunately, only **Express No. 75/76** and the three pairs of local trains pass through this route during daylight hours.

OUTBOUND TRAINS: Towards Bua Yai Junction

No.	TRAIN	ROUTE	TIME	DURATION
433	LOCAL (DRC)	Kaeng Khoi Junction - Bua Yai	05:30 - 10:08	4hr 38min
75	EXPRESS (DRC)	KTW - Nong Khai	08:45 - 17:30	8hr 45min
439	LOCAL (DRC)	Kaeng Khoi Junction - Bua Yai	11:45 - 16:40	4hr 55min
437	LOCAL (DRC)	Kaeng Khoi Junction - Lam Narai	16:55 - 18:30	1hr 35min
25	SP EXP	KTW - Nong Khai	20:25 - 06:25	10hr 0min
133	RAPID	KTW - Nong Khai	21:25 - 07:55	10hr 30min

INBOUND TRAINS: To Kaeng Khoi Junction

No.	TRAIN	ROUTE	TIME	DURATION
440	LOCAL (DRC)	Bua Yai Junction - Kaeng Khoi	05:50 - 10:40	4hr 50min
438	LOCAL (DRC)	Lam Narai - Kaeng Khoi Junction	06:05 - 07:40	1hr 35min
76	EXPRESS (DRC)	Nong Khai - KTW	07:45 - 16:45	9hr 0min
434	LOCAL (DRC)	Bua Yai Junction - Kaeng Khoi	12:20 - 17:10	4hr 50min
134	RAPID	Nong Khai - KTW	18:50 - 05:20	10hr 30min
26	SP EXP	Nong Khai - KTW	19:40 - 05:50	10hr 10min

NORTHEASTERN LINE TRAINS



NAKHON RATCHASIMA

These are the local trains that are based out of Nakhon Ratchasima Station. Some of them turn left at Thanon Chira Junction to go to Bua Yai Junction, Udon Thani, and Nong Khai. Others go straight and head to Ubon Ratchathani with stops in Buriram and Surin. Most of these are operated by diesel railcars with 3rd Class seating. Like other local trains, tickets can only be bought at the station and on the day of departure.

OUTBOUND TRAINS:

No.	TRAIN	ROUTE	TIME	DURATION
421	LOCAL	Nakhon Ratchasima - Ubon Ratchathani	06:10 - 12:15	6hr 5min
415	LOCAL	Nakhon Ratchasima - Nong Khai	06:20 - 12:05	5hr 45min
419	LOCAL	Nakhon Ratchasima – Ubon Ratchathani	11:15 - 16:45	5hr 30min
427	LOCAL	Nakhon Ratchasima - Ubon Ratchathani	14:20 - 20:15	5hr 55min
417	LOCAL	Nakhon Ratchasima - Udon Thani	15:55 - 21:00	5hr 5min
429	LOCAL	Nakhon Ratchasima - Bua Yai Junction	17:55 - 19:25	1hr 30min

INBOUND TRAINS:

No.	TRAIN	ROUTE	TIME	DURATION
430	LOCAL	Bua Yai Junction - Nakhon Ratchasima	05:50 - 07:20	1hr 30min
424	LOCAL	Samrong Thap - Nakhon Ratchasima	05:50 - 09:50	4hr 0min
416	LOCAL	Udon Thani - Nakhon Ratchasima	05:55 - 10:55	5hr 0min
428	LOCAL	Ubon Ratchathani - Nakhon Ratchasima	06:20 - 11:45	5hr 25min
426	LOCAL	Ubon Ratchathani - Nakhon Ratchasima	12:35 - 18:25	5hr 50min
418	LOCAL	Nong Khai - Nakhon Ratchasima	12:55 - 18:35	5hr 40min

NORTHEASTERN LINE TRAINS



BANGKOK TO SURIN

There is one train each way that goes between Bangkok (Hua Lamphong) and Surin on the main line to Ubon Ratchathani. This train also stops in Nakhon Ratchasima and Buriram.

No.	TRAIN	ROUTE	TIME	DURATION
233	ORD	Bangkok - Surin	11:30 - 20:00	8hr 30min
234	ORD	Surin - Bangkok	05:20 - 14:25	9hr 5min

LAM CHI

These are the local trains that run along the main Northeastern Line between Ubon Ratchathani and Lam Chi in Surin Province.

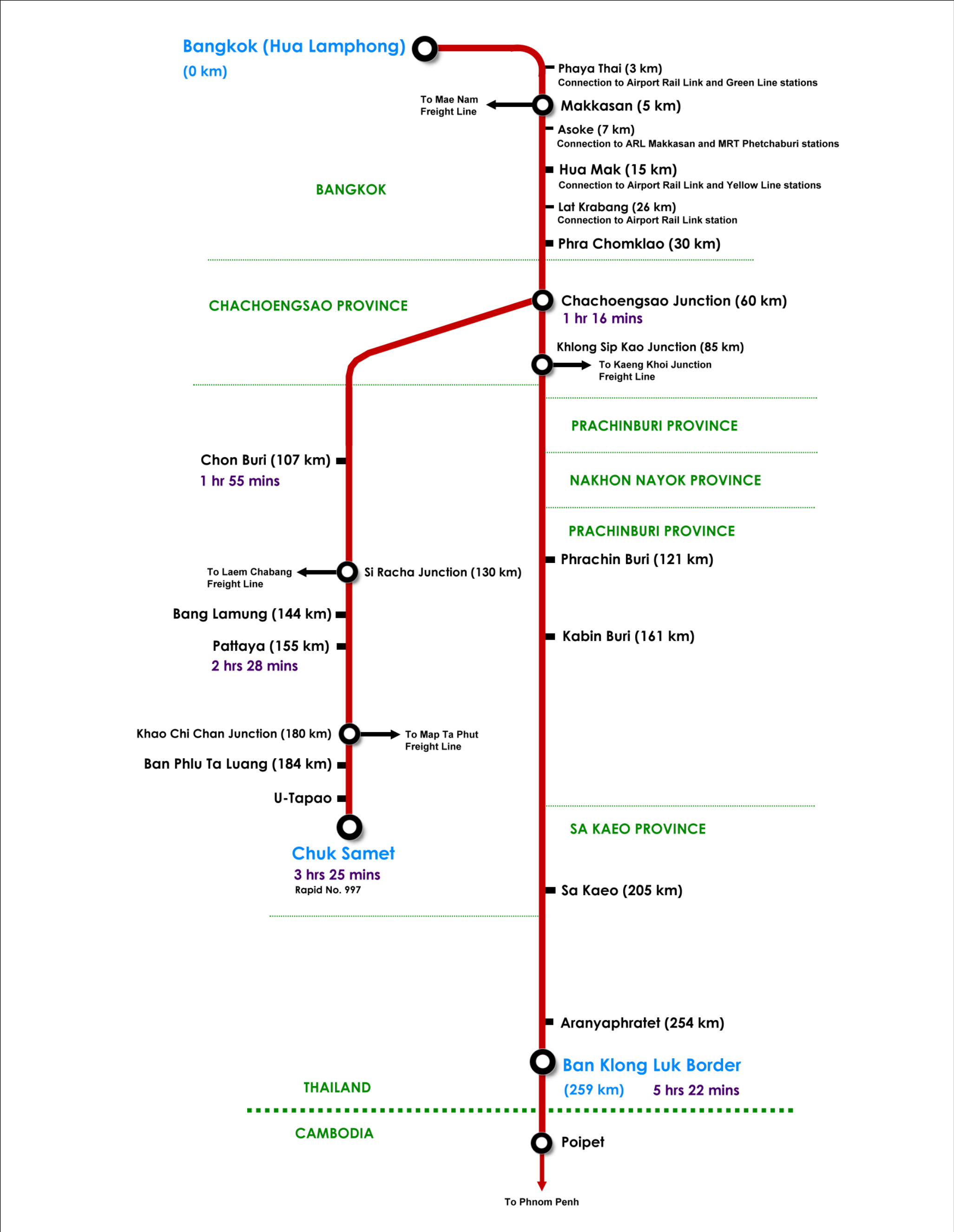
OUTBOUND TRAINS:

No.	TRAIN	ROUTE	TIME	DURATION
423	LOCAL	Lam Chi - Samrong Thap	04:40 - 05:40	1hr 0min
425	LOCAL	Lam Chi - Ubon Ratchathani	05:30 - 08:30	3hr 0min

INBOUND TRAINS:

No.	TRAIN	ROUTE	TIME	DURATION
422	LOCAL	Ubon Ratchathani - Lam Chi	15:15 - 18:15	3hr 0min
420	LOCAL	Ubon Ratchathani - Lam Chi	18:10 - 21:10	3hr 0min

EASTERN LINE MAP



EASTERN LINE TRAINS



CHACHOENGSAO JUNCTION

All Eastern Line trains depart from Bangkok Station (Hua Lamphong). At Chachoengsao Junction, the main line continues to the Thai-Cambodian border through the provinces of Nakhon Nayok, Saraburi, **Prachinburi**, and **Sa Kaeo**. The secondary line goes down to **Chonburi**.

The following trains only go to Chachoengsao Junction from Bangkok.

OUTBOUND TRAINS: To Chachoengsao Junction

NO.	TRAIN	ROUTE	TIME	DURATION
367	ORD	Bangkok - Chachoengsao Junction	10:10 - 11:45	1hr 35min
389	COM	Bangkok - Chachoengsao Junction	12:10 - 13:30	1hr 20min
379	ORD	Bangkok - Chachoengsao Junction	16:35 - 18:05	1hr 30min
391	COM	Bangkok - Chachoengsao Junction	16:55 - 18:25	1hr 30min
383	ORD	Bangkok - Chachoengsao Junction	18:50 - 20:35	1hr 45min

INBOUND TRAINS: To Bangkok

NO.	TRAIN	ROUTE	TIME	DURATION
384	ORD	Chachoengsao Junction - Bangkok	05:20 - 07:10	1hr 50min
380	ORD	Chachoengsao Junction - Bangkok	05:45 - 07:45	2hr 0min
388	COM	Chachoengsao Junction - Bangkok	07:05 - 08:35	1hr 30min
368	ORD	Chachoengsao Junction - Bangkok	12:35 - 14:10	1hr 35min
390	COM	Chachoengsao Junction - Bangkok	14:05 - 15:25	1hr 20min

EASTERN LINE TRAINS

ARANYAPRATHAT LINE

The main line from Bangkok goes to Chachoengsao Junction and then onto the Thai-Cambodian border at Ban Klong Luk Station.

OUTBOUND TRAINS: To Prachin Buri, Kabin Buri, and Thai-Cambodian border

NO.	TRAIN	ROUTE	TIME	DURATION
275	ORD	Bangkok - Ban Klong Luk Border	05:55 - 11:17	5hr 22min
281	ORD	Bangkok - Kabin Buri	08:00 - 11:35	3hr 35min
279	ORD	Bangkok - Ban Klong Luk Border	13:05 - 17:27	4hr 22min
277	ORD	Bangkok - Kabin Buri	15:25 - 18:20	2hr 55min
371	ORD	Bangkok - Prachin Buri	17:40 - 20:32	2hr 52min

INBOUND TRAINS: To Kabin Buri, Prachin Buri, and Bangkok

NO.	TRAIN	ROUTE	TIME	DURATION
372	ORD	Prachinburi - Bangkok	05:00 - 08:15	3hr 15min
278	ORD	Kabin Buri - Bangkok	06:30 - 10:15	3hr 45min
280	ORD	Ban Klong Luk Border - Bangkok	06:58 - 12:05	5hr 7min
282	ORD	Kabin Buri - Bangkok	13:25 - 17:15	3hr 50min
276	ORD	Ban Klong Luk Border - Bangkok	14:50 - 20:25	5hr 35min

SATTAHIP LINE

At Chachoengsao Junction, there is a secondary line that goes down through Chonburi Province, past Si Racha and Pattaya, and terminates at Chuk Samet Station in Sattahip district. This is close to some beaches.

OUTBOUND TRAINS: To Si Racha, Chonburi, Pattaya, and Sattahip

NO.	TRAIN	ROUTE	TIME	DURATION
997	Special	Bangkok - Chuk Samet (Sa-Su)	06:45 - 10:10	3hr 25min
283	ORD	Bangkok - Chuk Samet	06:55 - 11:45	4hr 50min

INBOUND TRAINS: To Pattaya, Chonburi, Si Racha and Bangkok

NO.	TRAIN	ROUTE	TIME	DURATION
284	ORD	Chuk Samet - Bangkok	13:05 - 18:15	5hr 10min
998	Special	Chuk Samet – Bangkok (Sa-Su)	15:30 - 18:55	3hr 25min

Please note, **Special No. 997/998** only operates at the weekends.

MAEKLONG LINE TRAINS



The Maeklong Line is unique because it is not connected to the main rail network. The first section runs from Wongwian Yai Station in Bangkok to Maha Chai Station in Samut Sakhon. The second section runs from Ban Laem in Samut Sakhon to Maeklong in Samut Songkhram. The famous Market on the Railway tracks is located in Samut Songkhram. However, there is also another market on the railway tracks in Samut Sakhon where the above picture was taken.

WONGWIAN YAI TO MAHA CHAI LINE

OUTBOUND TRAINS:

NO.	TRAIN	ROUTE	TIME	DURATION
4303	COM	Wongwian Yai - Maha Chai	05:30 - 06:23	0hr 53min
4311	COM	Wongwian Yai - Maha Chai	06:25 - 07:27	1hr 2min
4321	COM	Wongwian Yai - Maha Chai	07:00 - 08:00	1hr 0min
4341	COM	Wongwian Yai - Maha Chai	07:40 - 08:39	0hr 59min
4305	COM	Wongwian Yai - Maha Chai	08:35 - 09:28	0hr 53min
4313	COM	Wongwian Yai - Maha Chai	09:40 - 10:36	0hr 56min
4323	COM	Wongwian Yai - Maha Chai	10:40 - 11:39	0hr 59min
4343	COM	Wongwian Yai - Maha Chai	12:15 - 13:10	0hr 55min
4315	COM	Wongwian Yai - Maha Chai	13:20 - 14:15	0hr 55min
4325	COM	Wongwian Yai - Maha Chai	14:25 - 15:22	0hr 57min
4317	COM	Wongwian Yai - Maha Chai	15:25 - 16:27	1hr 2min
4307	COM	Wongwian Yai - Maha Chai	16:30 - 17:26	0hr 56min
4327	COM	Wongwian Yai - Maha Chai	17:00 - 18:02	1hr 2min
4345	COM	Wongwian Yai - Maha Chai	17:35 - 18:36	1hr 1min
4309	COM	Wongwian Yai - Maha Chai	18:35 - 19:30	0hr 55min
4329	COM	Wongwian Yai - Maha Chai	19:10 - 20:04	0hr 54min
4347	COM	Wongwian Yai - Maha Chai	20:10 - 21:00	0hr 50min

MAEKLONG LINE TRAINS

INBOUND TRAINS:

NO.	TRAIN	ROUTE	TIME	DURATION
4302	COM	Maha Chai - Wongwian Yai	04:30 - 05:24	0hr 54min
4310	COM	Maha Chai - Wongwian Yai	05:20 - 06:17	0hr 57min
4320	COM	Maha Chai - Wongwian Yai	05:55 - 06:54	0hr 59min
4340	COM	Maha Chai - Wongwian Yai	06:25 - 07:29	1hr 4min
4304	COM	Maha Chai - Wongwian Yai	07:00 - 07:58	0hr 58min
4312	COM	Maha Chai - Wongwian Yai	08:00 - 09:03	1hr 3min
4322	COM	Maha Chai - Wongwian Yai	09:35 - 10:32	0hr 57min
4342	COM	Maha Chai - Wongwian Yai	10:40 - 11:39	0hr 59min
4314	COM	Maha Chai - Wongwian Yai	11:45 - 12:44	0hr 59min
4324	COM	Maha Chai - Wongwian Yai	13:15 - 14:14	0hr 59min
4316	COM	Maha Chai - Wongwian Yai	14:25 - 15:19	0hr 54min
4306	COM	Maha Chai - Wongwian Yai	15:25 - 16:20	0hr 55min
4326	COM	Maha Chai - Wongwian Yai	16:00 - 16:56	0hr 56min
4344	COM	Maha Chai - Wongwian Yai	16:30 - 17:29	0hr 59min
4308	COM	Maha Chai - Wongwian Yai	17:35 - 18:26	0hr 51min
4328	COM	Maha Chai - Wongwian Yai	18:10 - 19:02	0hr 52min
4346	COM	Maha Chai - Wongwian Yai	19:00 - 20:00	1hr 0min

BAN LAEM TO MAEKLONG LINE

The Maeklong Line is actually two lines, as there is no railway bridge over the Tha Chin River in Samut Sakhon. You have to take a ferry across the river to the other side, where you catch a train from Ban Laem to Maeklong in Samut Songkhram. This is where the famous Market on the Railway tracks is located. I recommend that you catch train No. 4383 at 10:10 a.m.

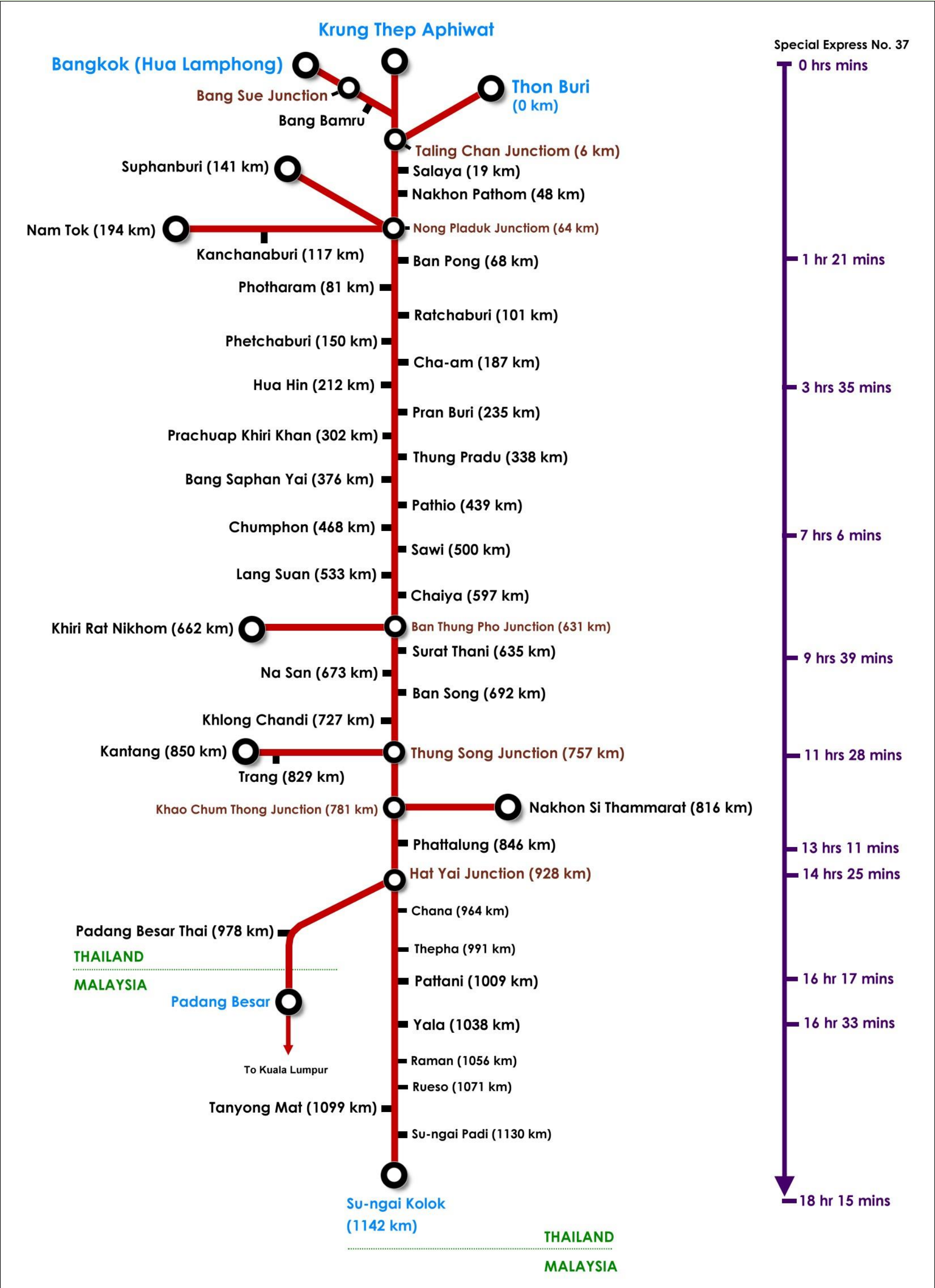
OUTBOUND TRAINS:

NO.	TRAIN	ROUTE	TIME	DURATION
4381	COM	Ban Laem - Maeklong	07:30 - 08:30	1hr 0min
4383	COM	Ban Laem - Maeklong	10:10 - 11:10	1hr 0min
4385	COM	Ban Laem - Maeklong	13:30 - 14:30	1hr 0min
4387	COM	Ban Laem - Maeklong	16:40 - 17:40	1hr 0min

INBOUND TRAINS:

NO.	TRAIN	ROUTE	TIME	DURATION
4380	COM	Maeklong - Ban Laem	06:20 - 07:20	1hr 0min
4382	COM	Maeklong - Ban Laem	09:00 - 10:00	1hr 0min
4384	COM	Maeklong - Ban Laem	11:30 - 12:30	1hr 0min
4386	COM	Maeklong - Ban Laem	15:30 - 16:30	1hr 0min

SOUTHERN LINE MAP



SOUTHERN LINE TRAINS

LONG DISTANCE TRAINS

These are all the long-distance trains that operate out of **Krung Thep Aphiwat Station (KTW)** in Bangkok to destinations on the Southern Line. **Special Express No. 43/40** is a popular daytime diesel railcar (DRC) with 2nd Class reclining seats and air conditioning for visiting major stops on the main line. There are also many choices of sleeper trains. However, only **Special Express No. 31/32** to Hat Yai Junction uses the newer CNR sleeper carriages.

SOUTHBOUND TRAINS:

No.	TRAIN	ROUTE	TIME	DURATION
43	SP EXP (DRC)	KTW - Surat Thani	07:30 - 16:20	8hr 50min
171	RAPID	KTW - Sungai Kolok	15:10 - 10:10	19hr 0min
45	SP EXP	KTW - Padang Besar	16:10 - 08:05	15hr 55min
37	SP EXP	KTW - Sungai Kolok	16:10 - 10:35	18hr 25min
31	SP EXP (CNR)	KTW - Hat Yai Junction	16:50 - 07:05	14hr 15min
169	RAPID	KTW - Yala	17:30 - 11:05	17hr 35min
83	EXPRESS	KTW - Trang	18:50 - 08:15	13hr 25min
85	EXPRESS	KTW - Nakhon Si Thammarat	19:50 - 09:40	13hr 50min
167	RAPID	KTW - Kantang	20:30 - 11:25	14hr 55min
39	SP EXP (DRC)	KTW - Surat Thani	22:50 - 07:50	9hr 0min

NORTHBOUND TRAINS:

No.	TRAIN	ROUTE	TIME	DURATION
40	SP EXP (DRC)	Surat Thani KTW	09:00 - 18:05	9hr 5min
172	RAPID	Sungai Kolok - KTW	12:10 - 07:30	19hr 20min
168	RAPID	Kantang - KTW	14:15 - 05:10	14hr 55min
38	SP EXP	Sungai Kolok - KTW	14:15 - 09:05	18hr 50min
86	EXPRESS	Nakhon Si Thammarat - KTW	16:00 - 06:10	14hr 10min
170	RAPID	Yala - KTW	16:30 - 10:50	18hr 20min
84	EXPRESS	Trang - KTW	17:00 - 07:05	14hr 5min
46	SP EXP	Padang Besar - KTW	17:00 - 09:05	16hr 5min
32	SP EXP (CNR)	Hat Yai Junction - KTW	17:45 - 08:10	14hr 25min
44	SP EXP (DRC)	Surat Thani - KTW	18:25 - 03:45	9hr 20min

ALL THE LINES: There are long-distance trains down all of the branch lines on the Southern Line. For example, to **Kantang Station** in Trang Province via Thung Song Junction, to **Nakhon Si Thammarat Station** via Khao Chum Junction, to **Khiri Ratnikhom Station**, via Ban Thung Pho Junction, and to **Padang Besar Station** via Hat Yai Junction. The main line goes to **Sungai Kolok Station**.

SOUTHERN LINE TRAINS

TRAINS OUT OF BANGKOK AND THON BURI STATIONS

Although all long-distance trains on the Southern line depart from **Krung Thep Aphiwat Station (KTW)**, there are two other terminal stations in Bangkok that also have trains to the south, namely **Bangkok (Hua Lamphong)** and **Thon Buri** stations.

OUTBOUND TRAINS:

No.	TRAIN	ROUTE	TIME	DURATION
1123	COM SP	Thon Buri - Nakhon Pathom	06:15 - 07:20	1hr 5min
911 *	EXCURSION	Bangkok - Suan Son Pradipat	06:30 - 11:05	4hr 35min
909 *	EXCURSION	Bangkok - Nam Tok	06:30 - 11:30	5hr 0min
255	ORD	Thon Buri - Lang Suan	07:20 - 18:10	10hr 50min
257	ORD	Thon Buri - Nam Tok	07:45 - 12:05	4hr 20min
261	ORD	Bangkok - Suan Son Pradipat	09:20 - 14:00	4hr 40min
1115	COM SP	Thon Buri - Nakhon Pathom	11:20 - 12:30	1hr 10min
251	ORD	Thon Buri - Prachuap Khiri Khan	13:10 - 19:10	6hr 0min
259	ORD	Thon Buri - Nam Tok	13:55 - 18:15	4hr 20min
1117	COM SP	Thon Buri - Nakhon Pathom	14:15 - 15:20	1hr 5min
355 *	COM SP	Bangkok - Nong Pla Duk	16:40 - 18:32	1hr 52min
1129	COM SP	Thon Buri - Nakhon Pathom	17:00 - 18:05	1hr 5min
351	ORD	Thon Buri - Ratchaburi	18:15 - 20:25	2hr 10min

INBOUND TRAINS:

No.	TRAIN	ROUTE	TIME	DURATION
252	ORD	Prachuap Khiri Khan - Thon Buri	04:40 - 10:30	5hr 50min
254	ORD	Lang Suan - Thon Buri	06:30 - 17:25	10hr 55min
258	ORD	Nam Tok - Thon Buri	13:00 - 17:40	4hr 40min
260	ORD	Nam Tok - Thon Buri	05:20 - 09:35	4hr 15min
262	ORD	Suan Son Pradipat - Bangkok	14:35 - 19:20	4hr 45min
352	ORD	Ratchaburi - Thon Buri	05:00 - 07:10	2hr 10min
356 *	COM SP	Nong Pla Duk Junction - Bangkok	06:15 - 08:15	2hr 0min
910 *	EXCURSION	Nam Tok - Bangkok	14:25 - 19:30	5hr 5min
912 *	EXCURSION	Suan Son Pradipat - Bangkok	16:30 - 20:35	4hr 5min
1116	COM SP	Nakhon Pathom - Thon Buri	12:45 - 13:50	1hr 5min
1118	COM SP	Nakhon Pathom - Thon Buri	15:35 - 16:40	1hr 5min
1124	COM SP	Nakhon Pathom - Thon Buri	08:00 - 09:05	1hr 5min
1132	COM SP	Nakhon Pathom - Thon Buri	20:30 - 21:35	1hr 5min

** Please note, No. 909/910 and 911/912 are weekend excursion trains and No. 355/356 only goes all the way to Suphanburi on Sundays and returns on Mondays.*

SOUTHERN LINE TRAINS



THON BURI TO NAKHON PATHOM STATIONS

SRT has set up these feeder trains to help commuters living on the outskirts of Bangkok to go into the city for work and pleasure. **Charan Sanitwong Station** is next to **MRT Bang Khun Non Station** (on the Blue Line) and **Taling Chan Junction** connects to the Red Line.

No.	TRAIN	ROUTE	TIME	DURATION
1123	COM SP	Thon Buri - Nakhon Pathom	06:15 - 07:20	1hr 5min
1124	COM SP	Nakhon Pathom - Thon Buri	08:00 - 09:05	1hr 5min
1115	COM SP	Thon Buri - Nakhon Pathom	11:20 - 12:30	1hr 10min
1116	COM SP	Nakhon Pathom - Thon Buri	12:45 - 13:50	1hr 5min
1117	COM SP	Thon Buri - Nakhon Pathom	14:15 - 15:20	1hr 5min
1118	COM SP	Nakhon Pathom - Thon Buri	15:35 - 16:40	1hr 5min
1129	COM SP	Thon Buri - Nakhon Pathom	17:00 - 18:05	1hr 5min
1132	COM SP	Nakhon Pathom - Thon Buri	20:30 - 21:35	1hr 5min

SUPHANBURI

The Suphanburi branch line was originally intended to serve as a bypass for Southern Line trains, allowing them to avoid Bangkok by providing a direct connection to Lop Buri on the Northern Line. Unfortunately, the project was completed only up to Suphanburi due to funding constraints. Trains currently operate to Suphanburi only once a week, departing on Sundays and returning on Mondays. On other days, the train runs only as far as Nong Pla Duk.

No.	TRAIN	ROUTE	TIME	DURATION
355	COM SP	Bangkok - Suphan Buri	16:40 - 20:12	3hr 32min
356	COM SP	Suphanburi - Bangkok	04:15 - 08:05	3hr 50min

SOUTHERN LINE TRAINS



THE DEATH RAILWAY

Apart from the weekend excursion train, **No. 909/910**, all trains along the Death Railway to Kanchanaburi start from **Thon Buri Station**. The official starting point of the Death Railway is at **Nong Pla Duk Junction**.

OUTBOUND TRAINS:

No.	TRAIN	ROUTE	TIME	DURATION
485	LOCAL	Kanchanaburi - Nam Tok	06:02 - 08:00	2hr 1 min
909	EXCURSION	Bangkok - Nam Tok	06:30 - 11:30	5hr 0min
257	ORD	Thon Buri - Nam Tok	07:45 - 12:05	4hr 20min
259	ORD	Thon Buri - Nam Tok	13:55 - 18:15	4hr 20min

INBOUND TRAINS:

No.	TRAIN	ROUTE	TIME	DURATION
260	ORD	Nam Tok - Thon Buri	05:20 - 09:35	4hr 15min
258	ORD	Nam Tok - Thon Buri	13:00 - 17:40	4hr 40min
910	EXCURSION	Nam Tok - Bangkok	14:25 - 19:30	5hr 5min
486	LOCAL	Nam Tok - Kanchanaburi	15:30 - 17:26	1 hr and 55min

The views from Bangkok to Kanchanaburi Station are average. The real highlights come when the train crosses the River Kwai Bridge and passes over the wooden trestle bridge at Tham Krasae Halt. If you’re staying in Kanchanaburi, I recommend taking **No. 485** from the bridge to Tham Krasae and exploring the area while waiting for **No. 257** to Nam Tok. You'll have three hours to visit the waterfall and Hellfire Pass before coming back on **No. 486**. You can only buy these tickets at the station. They cost 100 baht regardless of length of journey.

SOUTHERN LINE TRAINS

LOCAL TRAINS ON THE UPPER SOUTHERN LINE

These are the local trains that run on the upper half of the Southern Line. They are all 3rd Class carriages, and tickets can only be bought on the day. They are good for reaching beach resorts.

SOUTHBOUND TRAINS:

No.	TRAIN	ROUTE	TIME	DURATION
255	ORD	Thon Buri - Lang Suan	07:20 - 18:10	10hr 50min
261	ORD	Bangkok - Suan Son Pradipat	09:20 - 14:00	4hr 40min
251	ORD	Thon Buri - Prachuap Khiri Khan	13:10 - 19:10	6hr 0min
351	ORD	Thon Buri - Ratchaburi	18:15 - 20:25	2hr 10min

NORTHBOUND TRAINS:

No.	TRAIN	ROUTE	TIME	DURATION
252	ORD	Prachuap Khiri Khan - Thon Buri	04:40 - 10:30	5hr 50min
254	ORD	Lang Suan - Thon Buri	06:30 - 17:25	10hr 55min
262	ORD	Suan Son Pradipat - Bangkok	14:35 - 19:20	4hr 45min
352	ORD	Ratchaburi - Thon Buri	05:00 - 07:10	2hr 10min

The following long-distance trains have 3rd Class carriages that you can use to supplement the local trains. However, since they are express trains, they will not stop at small stations and will be more expensive. But they might help you make some daytime moves.

SOUTHBOUND TRAINS:

No.	TRAIN	ROUTE	TIME	DURATION
171	RAPID	Krung Thep Aphiwat - Sungai Kolok	15:10 - 10:10	19hr 0min
37	SP EXP	Krung Thep Aphiwat - Sungai Kolok	16:10 - 10:35	18hr 25min
169	RAPID	Krung Thep Aphiwat - Yala	17:30 - 11:05	17hr 35min
83	EXP	Krung Thep Aphiwat - Trang	18:50 - 08:15	13hr 25min
85	EXP	Krung Thep Aphiwat - Nakhon Si	19:50 - 09:40	13hr 50min
167	RAPID	Krung Thep Aphiwat - Kantang	20:30 - 11:25	14hr 55min

NORTHBOUND TRAINS:

No.	TRAIN	ROUTE	TIME	DURATION
172	RAPID	Sungai Kolok - Krung Thep Aphiwat	12:10 - 07:30	19hr 20min
168	RAPID	Kantang - Krung Thep Aphiwat	14:15 - 05:10	14hr 55min
38	SP EXP	Sungai Kolok - Krung Thep Aphiwat	14:15 - 09:05	18hr 50min
86	EXP	Nakhon Si Thammarat - Krung Thep	16:00 - 06:10	14hr 10min
170	RAPID	Yala - Krung Thep Aphiwat	16:30 - 10:50	18hr 20min
84	EXP	Trang - Krung Thep Aphiwat	17:00 - 07:05	14hr 5min

SOUTHERN LINE TRAINS

LOCAL TRAINS ON THE LOWER SOUTHERN LINE

These are all the local trains that run on the lower half of the Southern Line. They are all 3rd Class carriages and tickets can only be bought on the day. The main line goes to Sungai Kolok. Branch lines go to Khiri Ratnikhom, Nakhon Si Thammarat, and Padang Besar.

DOWN TRAINS:

No.	TRAIN	ROUTE	TIME	DURATION
451	LOCAL	Nakhon Si Thammarat - Sungai Kolok	06:00 - 14:40	8hr 40min
463	LOCAL	Phatthalung - Sungai Kolok	06:10 - 12:05	5hr 55min
447	LOCAL	Surat Thani - Sungai Kolok	06:10 - 17:35	11hr 25min
445	LOCAL	Chumphon - Hat Yai Junction	06:15 - 16:45	10hr 30min
453	LOCAL	Yala - Sungai Kolok	06:30 - 08:35	2hr 5min
455	LOCAL	Nakhon Si Thammarat - Yala	10:20 - 16:45	6hr 25min
489	LOCAL	Surat Thani - Khiri Ratnikhom	16:55 - 17:40	0hr 45min

UP TRAINS:

No.	TRAIN	ROUTE	TIME	DURATION
446	LOCAL	Hat Yai Junction - Chumphon	06:20 - 17:05	10hr 45min
490	LOCAL	Khiri Ratnikhom - Surat Thani	06:25 - 07:10	0hr 45min
448	LOCAL	Sungai Kolok - Surat Thani	06:30 - 16:50	10hr 20min
456	LOCAL	Yala - Nakhon Si Thammarat	06:35 - 13:20	6hr 45min
452	LOCAL	Sungai Kolok - Nakhon Si Thammarat	09:00 - 17:25	8hr 25min
464	LOCAL	Sungai Kolok - Phattalung	12:40 - 18:40	6hr 0min
454	LOCAL	Sungai Kolok - Yala	15:25 - 17:30	2hr 5min

KHIRI RAT NIKHOM BRANCH LINE

For those attempting the All the Lines Challenge, this is one of the more difficult lines to complete. There is only one train per day from Surat Thani, which arrives in the evening. The return journey is made in the morning. A small motel called Leelawadee Resort is about a 15-minute walk away, but there are no motorcycle taxis available. The best option is to take an early morning taxi from Surat Thani Station to Khiri Ratnikhom Station and return by train. This will cost around 800 baht.

No.	TRAIN	ROUTE	TIME	DURATION
490	LOCAL	Khiri Ratnikhom - Surat Thani	06:25 - 07:10	0hr 45min
489	LOCAL	Surat Thani - Khiri Ratnikhom	16:55 - 17:40	0hr 45min

SOUTHERN LINE TRAINS

NAKHON SI THAMMARAT BRANCH LINE

This branch line is easy to complete for people doing the **All the Lines Challenge**. Not only is there a long-distance train to Nakhon Si Thammarat from Krung Thep Aphiwat Station (KTW) in Bangkok, but there are also local trains from Yala and Sungai Kolok. It is also easy to find hotels within walking distance of the station.

No.	TRAIN	ROUTE	TIME	DURATION
85	EXP	KTW - Nakhon Si Thammarat	19:50 - 09:40	13hr 50min
86	EXP	Nakhon Si Thammarat - KTW	16:00 - 06:10	14hr 10min

No.	TRAIN	ROUTE	TIME	DURATION
451	LOCAL	Nakhon Si Thammarat - Sungai Kolok	06:00 - 14:40	8hr 40min
452	LOCAL	Sungai Kolok - Nakhon Si Thammarat	09:00 - 17:25	8hr 25min

No.	TRAIN	ROUTE	TIME	DURATION
456	LOCAL	Yala - Nakhon Si Thammarat	06:35 - 13:20	6hr 45min
455	LOCAL	Nakhon Si Thammarat - Yala	10:20 - 16:45	6hr 25min

TRAINS IN AND OUT OF THE DEEP SOUTH

The following trains run to and from the deep south via Hat Yai Junction. They travel to Pattani, Yala, and Narathiwat. Below are the arrival and departure times for trains at Hat Yai Junction. Armed soldiers board the trains here to protect the passengers. Before visiting, it is advisable to consult the travel advice from your embassy.

NO.	TRAIN	ROUTE	TIME	ARRIVE	DEPART
171	RAPID	KTW - Sungai Kolok	15:10 - 10:10	05:50	06:30
37	SP EXP	KTW - Sungai Kolok	16:10 - 10:35	06:35	07:10
463	LOCAL	Phatthalung - Sungai Kolok	06:10 - 12:05	07:48	07:58
169	RAPID	KTW - Yala	17:30 - 11:05	09:18	09:28
451	LOCAL	Nakhon Si Thammarat - Sungai Kolok	06:00 - 14:40	09:59	10:09
448	LOCAL	Sungai Kolok - Surat Thani	06:30 - 16:50	10:32	10:42
447	LOCAL	Surat Thani - Sungai Kolok	06:10 - 17:35	12:32	12:45
452	LOCAL	Sungai Kolok - Nakhon Si Thammarat	09:00 - 17:25	13:08	13:18
455	LOCAL	Nakhon Si Thammarat - Yala	10:20 - 16:45	14:26	14:36
172	RAPID	Sungai Kolok - KTW	12:10 - 07:30	15:45	16:05
464	LOCAL	Sungai Kolok - Phattalung	12:40 - 18:40	16:50	17:00
38	SP EXP	Sungai Kolok - KTW	14:15 - 09:05	17:35	18:05
170	RAPID	Yala - KTW	16:30 - 10:50	18:10	18:20

SOUTHERN LINE TRAINS



SHUTTLE TRAINS TO PADANG BESAR IN MALAYSIA

Shuttle trains that cross the border between Thailand and Malaysia only have 3rd Class carriages and tickets can only be purchased on the day for 50 Baht. Additionally, **Special Express No. 45**, a sleeper train from Bangkok, also crosses the border into Malaysia. At Hat Yai Junction, a 3rd Class carriage is added to this train for local passengers to cross the border. Currently, it terminates at Padang Besar Station, but there are plans to extend the route to Butterworth Station. Immigration for both Thailand and Malaysia is conducted at Padang Besar Station on the Malaysian side of the border. Here, you can purchase tickets to Butterworth or further south to Kuala Lumpur.

No.	TRAIN	ROUTE	TIME	DURATION
947	SHUTTLE	Hat Yai Junction - Padang Besar	08:55 - 09:40	0hr 45min
948	SHUTTLE	Padang Besar - Hat Yai Junction	10:15 - 11:00	0hr 45min
949	SHUTTLE	Hat Yai Junction - Padang Besar	14:00 - 14:45	0hr 45min
950	SHUTTLE	Padang Besar - Hat Yai Junction	15:40 - 16:25	0hr 45min

No.	TRAIN	ROUTE	TIME	DURATION
45	SP EXP	Krung Thep Aphiwat - Padang Besar	16:10 - 08:05	15hr 55min
46	SP EXP	Padang Besar - Krung Thep Aphiwat	17:00 - 09:05	16hr 5min



Buy tickets online for buses, ferries, flights and railways in South East Asia

ALL THE TRAINS

NO.	TRAIN	TYPE	ROUTE	TIME	DURATION	LINE
7	SP EXP	DRC	KTW - Chiang Mai	09:05 - 19:30	10hr 25min	N
8	SP EXP	DRC	Chiang Mai - KTW	08:50 - 18:55	10hr 5min	N
9	SP EXP	LOCO	KTW - Chiang Mai	18:40 - 07:15	12hr 35min	N
10	SP EXP	LOCO	Chiang Mai - KTW	18:00 - 06:50	12hr 50min	N
13	SP EXP	LOCO	KTW - Chiang Mai	20:05 - 08:40	12hr 35min	N
14	SP EXP	LOCO	Chiang Mai - KTW	17:00 - 06:00	13hr 0min	N
21	SP EXP	DRC	KTW - Ubon Ratchathani	06:10 - 14:00	7hr 50min	NE
22	SP EXP	DRC	Ubon Ratchathani - KTW	14:50 - 22:35	7hr 45min	NE
23	SP EXP	LOCO	KTW - Ubon Ratchathani	21:05 - 06:35	9hr 30min	NE
24	SP EXP	LOCO	Ubon Ratchathani - KTW	19:00 - 04:50	9hr 50min	NE
25	SP EXP	LOCO	KTW - Nong Khai	20:25 - 06:25	10hr 0min	NE
26	SP EXP	LOCO	Nong Khai - KTW	19:40 - 05:50	10hr 10min	NE
31	SP EXP	LOCO	KTW - Hat Yai Junction	16:50 - 07:05	14hr 15min	S
32	SP EXP	LOCO	Hat Yai Junction - KTW	17:45 - 08:10	14hr 25min	S
37	SP EXP	LOCO	KTW - Sungai Kolok	16:10 - 10:35	18hr 25min	S
38	SP EXP	LOCO	Sungai Kolok - KTW	14:15 - 09:05	18hr 50min	S
39	SP EXP	DRC	KTW - Surat Thani	22:50 - 07:50	9hr 0min	S
40	SP EXP	DRC	Surat Thani - KTW	09:00 - 18:05	9hr 5min	S
43	SP EXP	DRC	KTW - Surat Thani	07:30 - 16:20	8hr 50min	S
44	SP EXP	DRC	Surat Thani - KTW	18:25 - 03:45	9hr 20min	S
45	SP EXP	LOCO	KTW - Padang Besar	16:10 - 08:05	15hr 55min	S
46	SP EXP	LOCO	Padang Besar - KTW	17:00 - 09:05	16hr 5min	S
51	EXPRESS	LOCO	KTW - Chiang Mai	22:30 - 12:10	13hr 40min	N
52	EXPRESS	LOCO	Chiang Mai - KTW	15:30 - 05:10	13hr 40min	N
71	EXP	DRC	KTW - Ubon Ratchathani	10:35 - 19:50	9hr 15min	NE
72	EXP	DRC	Ubon Ratchathani - KTW	05:40 - 14:30	8hr 50min	NE
75	EXP	DRC	KTW - Nong Khai	08:45 - 17:30	8hr 45min	NE
76	EXP	DRC	Nong Khai - KTW	07:45 - 16:45	9hr 0min	NE
83	EXP	LOCO	KTW - Trang	18:50 - 08:15	13hr 25min	S
84	EXP	LOCO	Trang - KTW	17:00 - 07:05	14hr 5min	S
85	EXP	LOCO	KTW - Nakhon Si Thammarat	19:50 - 09:40	13hr 50min	S
86	EXP	LOCO	Nakhon Si Thammarat - KTW	16:00 - 06:10	14hr 10min	S
102	RAPID	LOCO	Chiang Mai - KTW	06:30 - 20:25	13hr 55min	N
107	RAPID	LOCO	KTW - Den Chai	20:45 - 05:15	8hr 30min	N
108	RAPID	LOCO	Den Chai - KTW	19:05 - 04:30	9hr 25min	N
109	RAPID	LOCO	KTW - Chiang Mai	14:15 - 04:05	13hr 50min	N
111	RAPID	LOCO	KTW - Den Chai	07:30 - 16:30	9hr 0min	N
NO.	TRAIN	TYPE	ROUTE	TIME	DURATION	LINE

ALL THE TRAINS

NO.	TRAIN	TYPE	ROUTE	TIME	DURATION	LINE
112	RAPID	LOCO	Den Chai - KTW	07:30 - 17:20	9hr 50min	N
133	RAPID	LOCO	KTW - Vientiane	21:25 - 09:05	11hr 40min	NE
134	RAPID	LOCO	Vientiane - KTW	18:25 - 07:30	13hr 5min	NE
135	RAPID	LOCO	KTW - Ubon Ratchathani	07:10 - 18:00	10hr 50min	NE
136	RAPID	LOCO	Ubon Ratchathani - KTW	07:00 - 17:55	10hr 55min	NE
139	RAPID	LOCO	KTW - Ubon Ratchathani	19:25 - 06:15	10hr 50min	NE
140	RAPID	LOCO	Ubon Ratchathani - KTW	20:30 - 07:10	10hr 40min	NE
141	RAPID	LOCO	KTW - Ubon Ratchathani	23:05 - 10:20	11hr 15min	NE
142	RAPID	LOCO	Ubon Ratchathani - KTW	17:35 - 04:10	10hr 35min	NE
147	RAPID	LOCO	Udon Thani - Vientiane	16:00-17:55	1 hr and 55min	NE
148	RAPID	LOCO	Vientiane – Nong Khai	09:35-11:25	1 hr and 50min	NE
167	RAPID	LOCO	KTW - Kantang	20:30 - 11:25	14hr 55min	S
168	RAPID	LOCO	Kantang - KTW	14:15 - 05:10	14hr 55min	S
169	RAPID	LOCO	KTW - Yala	17:30 - 11:05	17hr 35min	S
170	RAPID	LOCO	Yala - KTW	16:30 - 10:50	18hr 20min	S
171	RAPID	LOCO	KTW - Sungai Kolok	15:10 - 10:10	19hr 0min	S
172	RAPID	LOCO	Sungai Kolok - KTW	12:10 - 07:30	19hr 20min	S
201	ORD	LOCO	Bangkok - Phitsanulok	09:30 - 17:55	8hr 25min	N
202	ORD	LOCO	Phitsanulok - Bangkok	06:05 - 14:05	8hr 0min	N
207	ORD	LOCO	Bangkok - Nakhon Sawan	14:10 - 19:35	5hr 25min	N
208	ORD	LOCO	Nakhon Sawan - Bangkok	05:00 - 10:15	5hr 15min	N
209	ORD	DRC	Bangkok - Ban Takhli	11:15 - 15:40	4hr 25min	N
210	ORD	DRC	Ban Takhli - Bangkok	16:00 - 20:35	4hr 35min	N
211	ORD	LOCO	Bangkok - Taphan Hin	12:55 - 19:15	6hr 20min	N
212	ORD	LOCO	Taphan Hin - Bangkok	05:30 - 12:10	6hr 40min	N
233	ORD	LOCO	Bangkok - Surin	11:30 - 20:00	8hr 30min	NE
234	ORD	LOCO	Surin - Bangkok	05:20 - 14:25	9hr 5min	NE
251	ORD	LOCO	Thon Buri - Prachuap Khiri Khan	13:10 - 19:10	6hr 0min	S
252	ORD	LOCO	Prachuap Khiri Khan - Thon Buri	04:40 - 10:30	5hr 50min	S
254	ORD	LOCO	Lang Suan - Thon Buri	06:30 - 17:25	10hr 55min	S
255	ORD	LOCO	Thon Buri - Lang Suan	07:20 - 18:10	10hr 50min	S
257	ORD	LOCO	Thon Buri - Nam Tok	07:45 - 12:05	4hr 20min	S
258	ORD	LOCO	Nam Tok - Thon Buri	13:00 - 17:40	4hr 40min	S
259	ORD	LOCO	Thon Buri - Nam Tok	13:55 - 18:15	4hr 20min	S
260	ORD	LOCO	Nam Tok - Thon Buri	05:20 - 09:35	4hr 15min	S
261	ORD	LOCO/DRC	Bangkok - Suan Son Pradipat	09:20 - 14:00	4hr 40min	S
262	ORD	LOCO/DRC	Suan Son Pradipat - Bangkok	14:35 - 19:20	4hr 45min	S
NO.	TRAIN	TYPE	ROUTE	TIME	DURATION	LINE

ALL THE TRAINS

NO.	TRAIN	TYPE	ROUTE	TIME	DURATION	LINE
275	ORD	LOCO	Bangkok - Ban Klong Luk	05:55 - 11:17	5hr 22min	E
276	ORD	LOCO	Ban Klong Luk Border -	14:50 - 20:25	5hr 35min	E
277	ORD	LOCO	Bangkok - Kabin Buri	15:25 - 18:20	2hr 55min	E
278	ORD	LOCO	Kabin Buri - Bangkok	06:30 - 10:15	3hr 45min	E
279	ORD	DRC	Bangkok - Ban Klong Luk	13:05 - 17:27	4hr 22min	E
280	ORD	DRC	Ban Klong Luk Border -	06:58 - 12:05	5hr 7min	E
281	ORD	LOCO/DRC	Bangkok - Kabin Buri	08:00 - 11:35	3hr 35min	E
282	ORD	LOCO/DRC	Kabin Buri - Bangkok	13:25 - 17:15	3hr 50min	E
283	ORD	LOCO	Bangkok - Chuk Samet	06:55 - 11:45	4hr 50min	E
284	ORD	LOCO	Chuk Samet - Bangkok	13:05 - 18:15	5hr 10min	E
301	COM	LOCO	Bangkok - Lop Buri	16:30 - 19:40	3hr 10min	N
302	COM	LOCO	Lop Buri - Bangkok	04:30 - 07:35	3hr 5min	N
303	COM	DRC	Bangkok - Lop Buri	04:15 - 07:05	2hr 50min	N
304	COM	DRC	Lop Buri - Bangkok	08:00 - 10:30	2hr 30min	N
313	COM	LOCO	Bangkok - Ban Phachi Junction	18:20 - 20:30	2hr 10min	N
314	COM	LOCO	Ban Phachi Junction - Bangkok	04:45 - 06:50	2hr 5min	N
317	COM	DRC	Bangkok - Lop Buri	17:30 - 20:20	2hr 50min	N
318	COM	DRC	Lop Buri - Bangkok	06:00 - 08:50	2hr 50min	N
339	COM	DRC	Bangkok - Kaeng Khoi Junction	05:05 - 08:05	3hr 0min	NE
340	COM	DRC	Kaeng Khoi Junction - Bangkok	08:45 - 11:10	2hr 25min	NE
341	COM	LOCO	Bangkok - Kaeng Khoi Junction	17:00 - 20:00	3hr 0min	NE
342	COM	LOCO	Kaeng Khoi Junction - Bangkok	05:30 - 08:30	3hr 0min	NE
351	ORD	LOCO	Thon Buri - Ratchaburi	18:15 - 20:25	2hr 10min	S
352	ORD	LOCO	Ratchaburi - Thon Buri	05:00 - 07:10	2hr 10min	S
355	COM SP	DRC	Bangkok - Nong Pla Duk	16:40 - 18:32	1hr 52min	S
355	COM SP	DRC	Bangkok - Suphan Buri	16:40 - 20:10	3hr 30min	S
356	COM SP	DRC	Nong Pla Duk Junction -	06:15 - 08:15	2hr 0min	S
356	COM SP	DRC	Suphanburi - Bangkok	04:15 - 08:05	3hr 50min	S
367	ORD	LOCO	Bangkok - Chachoengsao	10:10 - 11:45	1hr 35min	E
368	ORD	LOCO	Chachoengsao Junction -	12:35 - 14:10	1hr 35min	E
371	ORD	LOCO	Bangkok - Prachin Buri	17:40 - 20:32	2hr 52min	E
372	ORD	LOCO	Prachinburi - Bangkok	05:00 - 08:15	3hr 15min	E
379	ORD	LOCO	Bangkok - Chachoengsao	16:35 - 18:05	1hr 30min	E
380	ORD	LOCO	Chachoengsao Junction -	05:45 - 07:45	2hr 0min	E
383	ORD	DRC	Bangkok - Chachoengsao	18:50 - 20:35	1hr 45min	E
384	ORD	LOCO	Chachoengsao Junction -	05:20 - 07:10	1hr 50min	E
388	COM	DRC	Chachoengsao Junction -	07:05 - 08:35	1hr 30min	E
NO.	TRAIN	TYPE	ROUTE	TIME	DURATION	LINE

ALL THE TRAINS

NO.	TRAIN	TYPE	ROUTE	TIME	DURATION	LINE
389	COM	DRC	Bangkok - Chachoengsao Junction	12:10 - 13:30	1hr 20min	E
390	COM	DRC	Chachoengsao Junction - Bangkok	14:05 - 15:25	1hr 20min	E
391	COM	LOCO	Bangkok - Chachoengsao Junction	16:55 - 18:25	1hr 30min	E
401	LOCAL	DRC	Lop Buri - Phitsanulok	06:00 - 10:55	4hr 55min	N
402	LOCAL	DRC	Phitsanulok - Lop Buri	13:45 - 18:45	5hr 0min	N
403	LOCAL	DRC	Phitsanulok - Sila At	05:55 - 07:40	1hr 45min	N
405	LOCAL	DRC	Sila At - Sawankhalok	10:00 - 11:00	1hr 0min	N
406	LOCAL	DRC	Sawankhalok - Sila At	13:00 – 14:05	1hr 5min	N
407	LOCAL	DRC	Nakhon Sawan - Chiang Mai	05:00 - 14:35	9hr 35min	N
408	LOCAL	DRC	Chiang Mai - Nakhon Sawan	09:30 - 19:55	10hr 25min	N
410	LOCAL	DRC	Sila At - Phitsanulok	16:30 - 18:10	1hr 40min	N
415	LOCAL	DRC	Nakhon Ratchasima - Nong Khai	06:20 - 12:05	5hr 45min	NE
416	LOCAL	DRC	Udon Thani - Nakhon Ratchasima	05:55 - 10:55	5hr 0min	NE
417	LOCAL	DRC	Nakhon Ratchasima - Udon Thani	15:55 - 21:00	5hr 5min	NE
418	LOCAL	DRC	Nong Khai - Nakhon Ratchasima	12:55 - 18:35	5hr 40min	NE
419	LOCAL	DRC	Nakhon Ratchasima - Ubon Ratchathani	11:15 - 16:45	5hr 30min	NE
420	LOCAL	DRC	Ubon Ratchathani - Lam Chi	18:10 - 21:10	3hr 0min	NE
421	LOCAL	DRC	Nakhon Ratchasima - Ubon Ratchathani	06:10 - 12:15	6hr 5min	NE
422	LOCAL	DRC	Ubon Ratchathani - Lam Chi	15:15 - 18:15	3hr 0min	NE
423	LOCAL	DRC	Lam Chi - Samrong Thap	04:40 - 05:40	1hr 0min	NE
424	LOCAL	DRC	Samrong Thap - Nakhon Ratchasima	05:50 - 09:50	4hr 0min	NE
425	LOCAL	DRC	Lam Chi - Ubon Ratchathani	05:30 - 08:30	3hr 0min	NE
426	LOCAL	DRC	Ubon Ratchathani - Nakhon Ratchasima	12:35 - 18:25	5hr 50min	NE
427	LOCAL	DRC	Nakhon Ratchasima - Ubon Ratchathani	14:20 - 20:15	5hr 55min	NE
428	LOCAL	DRC	Ubon Ratchathani - Nakhon Ratchasima	06:20 - 11:45	5hr 25min	NE
429	LOCAL	DRC	Nakhon Ratchasima - Bua Yai Junction	17:55 - 19:25	1hr 30min	NE
430	LOCAL	DRC	Bua Yai Junction - Nakhon Ratchasima	05:50 - 07:20	1hr 30min	NE
431	LOCAL	DRC	Kaeng Khoi Junction - Khon Kaen	05:00 - 11:30	6hr 30min	NE
432	LOCAL	DRC	Khon Kaen - Kaeng Khoi Junction	14:30 - 20:30	6hr 0min	NE
433	LOCAL	DRC	Kaeng Khoi Junction - Bua Yai Junction	05:30 - 10:08	4hr 38min	NE
434	LOCAL	DRC	Bua Yai Junction - Kaeng Khoi Junction	12:20 - 17:10	4hr 50min	NE
437	LOCAL	DRC	Kaeng Khoi Junction - Lam Narai	16:55 - 18:30	1hr 35min	NE
438	LOCAL	DRC	Lam Narai - Kaeng Khoi Junction	06:05 - 07:40	1hr 35min	NE
439	LOCAL	DRC	Kaeng Khoi Junction - Bua Yai Junction	11:45 - 16:40	4hr 55min	NE
440	LOCAL	DRC	Bua Yai Junction - Kaeng Khoi Junction	05:50 - 10:40	4hr 50min	NE
445	LOCAL	LOCO	Chumphon - Hat Yai Junction	06:15 - 16:45	10hr 30min	S
NO.	TRAIN	TYPE	ROUTE	TIME	DURATION	LINE

ALL THE TRAINS

NO.	TRAIN	TYPE	ROUTE	TIME	DURATION	LINE
446	LOCAL	LOCO	Hat Yai Junction - Chumphon	06:20 - 17:05	10hr 45min	S
447	LOCAL	LOCO	Surat Thani - Sungai Kolok	06:10 - 17:35	11hr 25min	S
448	LOCAL	LOCO	Sungai Kolok - Surat Thani	06:30 - 16:50	10hr 20min	S
451	LOCAL	LOCO	Nakhon Si Thammarat - Sungai	06:00 - 14:40	8hr 40min	S
452	LOCAL	LOCO	Sungai Kolok - Nakhon Si	09:00 - 17:25	8hr 25min	S
453	LOCAL	LOCO	Yala - Sungai Kolok	06:30 - 08:35	2hr 5min	S
454	LOCAL	LOCO	Sungai Kolok - Yala	15:25 - 17:30	2hr 5min	S
455	LOCAL	LOCO	Nakhon Si Thammarat - Yala	10:20 - 16:45	6hr 25min	S
456	LOCAL	LOCO	Yala - Nakhon Si Thammarat	06:35 - 13:20	6hr 45min	S
463	LOCAL	LOCO	Phatthalung - Sungai Kolok	06:10 - 12:05	5hr 55min	S
464	LOCAL	LOCO	Sungai Kolok - Phattalung	12:40 - 18:40	6hr 0min	S
485	LOCAL	LOCO	Nong Pla Duk Junction - Nam Tok	05:00 - 08:00	3hr 0min	S
486	LOCAL	LOCO	Nam Tok - Nong Pla Duk Junction	15:30 - 18:35	3hr 5min	S
489	LOCAL	LOCO	Surat Thani - Khiri Ratnikhom	16:55 - 17:40	0hr 45min	S
490	LOCAL	LOCO	Khiri Ratnikhom - Surat Thani	06:25 - 07:10	0hr 45min	S
909	EXCURSION	DRC	Bangkok - Nam Tok	06:30 - 11:30	5hr 0min	S
910	EXCURSION	DRC	Nam Tok - Bangkok	14:25 - 19:30	5hr 5min	S
911	EXCURSION	DRC	Bangkok - Suan Son Pradipat	06:30 - 11:05	4hr 35min	S
912	EXCURSION	DRC	Suan Son Pradipat - Bangkok	16:30 - 20:35	4hr 5min	S
947	SHUTTLE	LOCO	Hat Yai Junction - Padang Besar	08:55 - 09:40	0hr 45min	S
948	SHUTTLE	LOCO	Padang Besar - Hat Yai Junction	10:15 - 11:00	0hr 45min	S
949	SHUTTLE	LOCO	Hat Yai Junction - Padang Besar	14:00 - 14:45	0hr 45min	S
950	SHUTTLE	LOCO	Padang Besar - Hat Yai Junction	15:40 - 16:25	0hr 45min	S
997	Special	DRC	Bangkok - Chuk Samet	06:45 - 10:10	3hr 25min	E
998	Special	DRC	Chuk Samet - Bangkok	15:30 - 18:55	3hr 25min	E
1115	COM SP	DRC	Thon Buri - Nakhon Pathom	11:20 - 12:30	1hr 10min	S
1116	COM SP	DRC	Nakhon Pathom - Thon Buri	12:45 - 13:50	1hr 5min	S
1117	COM SP	DRC	Thon Buri - Nakhon Pathom	14:15 - 15:20	1hr 5min	S
1118	COM SP	DRC	Nakhon Pathom - Thon Buri	15:35 - 16:40	1hr 5min	S
1123	COM SP	DRC	Thon Buri - Nakhon Pathom	06:15 - 07:20	1hr 5min	S
1124	COM SP	DRC	Nakhon Pathom - Thon Buri	08:00 - 09:05	1hr 5min	S
1129	COM SP	DRC	Thon Buri - Nakhon Pathom	17:00 - 18:05	1hr 5min	S
1132	COM SP	DRC	Nakhon Pathom - Thon Buri	20:30 - 21:35	1hr 5min	S
4302	COM	DRC	Maha Chai - Wongwian Yai	04:30 - 05:24	0hr 54min	MK
4303	COM	DRC	Wongwian Yai - Maha Chai	05:30 - 06:23	0hr 53min	MK
NO.	TRAIN	TYPE	ROUTE	TIME	DURATION	LINE

ALL THE TRAINS

NO.	TRAIN	TYPE	ROUTE	TIME	DURATION	LINE
4304	COM	DRC	Maha Chai - Wongwian Yai	07:00 - 07:58	0hr 58min	MK
4305	COM	DRC	Wongwian Yai - Maha Chai	08:35 - 09:28	0hr 53min	MK
4306	COM	DRC	Maha Chai - Wongwian Yai	15:25 - 16:20	0hr 55min	MK
4307	COM	DRC	Wongwian Yai - Maha Chai	16:30 - 17:26	0hr 56min	MK
4308	COM	DRC	Maha Chai - Wongwian Yai	17:35 - 18:26	0hr 51min	MK
4309	COM	DRC	Wongwian Yai - Maha Chai	18:35 - 19:30	0hr 55min	MK
4310	COM	DRC	Maha Chai - Wongwian Yai	05:20 - 06:17	0hr 57min	MK
4311	COM	DRC	Wongwian Yai - Maha Chai	06:25 - 07:27	1hr 2min	MK
4312	COM	DRC	Maha Chai - Wongwian Yai	08:00 - 09:03	1hr 3min	MK
4313	COM	DRC	Wongwian Yai - Maha Chai	09:40 - 10:36	0hr 56min	MK
4314	COM	DRC	Maha Chai - Wongwian Yai	11:45 - 12:44	0hr 59min	MK
4315	COM	DRC	Wongwian Yai - Maha Chai	13:20 - 14:15	0hr 55min	MK
4316	COM	DRC	Maha Chai - Wongwian Yai	14:25 - 15:19	0hr 54min	MK
4317	COM	DRC	Wongwian Yai - Maha Chai	15:25 - 16:27	1hr 2min	MK
4320	COM	DRC	Maha Chai - Wongwian Yai	05:55 - 06:54	0hr 59min	MK
4321	COM	DRC	Wongwian Yai - Maha Chai	07:00 - 08:00	1hr 0min	MK
4322	COM	DRC	Maha Chai - Wongwian Yai	09:35 - 10:32	0hr 57min	MK
4323	COM	DRC	Wongwian Yai - Maha Chai	10:40 - 11:39	0hr 59min	MK
4324	COM	DRC	Maha Chai - Wongwian Yai	13:15 - 14:14	0hr 59min	MK
4325	COM	DRC	Wongwian Yai - Maha Chai	14:25 - 15:22	0hr 57min	MK
4326	COM	DRC	Maha Chai - Wongwian Yai	16:00 - 16:56	0hr 56min	MK
4327	COM	DRC	Wongwian Yai - Maha Chai	17:00 - 18:02	1hr 2min	MK
4328	COM	DRC	Maha Chai - Wongwian Yai	18:10 - 19:02	0hr 52min	MK
4329	COM	DRC	Wongwian Yai - Maha Chai	19:10 - 20:04	0hr 54min	MK
4340	COM	DRC	Maha Chai - Wongwian Yai	06:25 - 07:29	1hr 4min	MK
4341	COM	DRC	Wongwian Yai - Maha Chai	07:40 - 08:39	0hr 59min	MK
4342	COM	DRC	Maha Chai - Wongwian Yai	10:40 - 11:39	0hr 59min	MK
4343	COM	DRC	Wongwian Yai - Maha Chai	12:15 - 13:10	0hr 55min	MK
4344	COM	DRC	Maha Chai - Wongwian Yai	16:30 - 17:29	0hr 59min	MK
4345	COM	DRC	Wongwian Yai - Maha Chai	17:35 - 18:36	1hr 1min	MK
4346	COM	DRC	Maha Chai - Wongwian Yai	19:00 - 20:00	1hr 0min	MK
4347	COM	DRC	Wongwian Yai - Maha Chai	20:10 - 21:00	0hr 50min	MK
4380	COM	DRC	Maeklong - Ban Laem	06:20 - 07:20	1hr 0min	MK
4381	COM	DRC	Ban Laem - Maeklong	07:30 - 08:30	1hr 0min	MK
4382	COM	DRC	Maeklong - Ban Laem	09:00 - 10:00	1hr 0min	MK
4383	COM	DRC	Ban Laem - Maeklong	10:10 - 11:10	1hr 0min	MK
4384	COM	DRC	Maeklong - Ban Laem	11:30 - 12:30	1hr 0min	MK
4385	COM	DRC	Ban Laem - Maeklong	13:30 - 14:30	1hr 0min	MK
4386	COM	DRC	Maeklong - Ban Laem	15:30 - 16:30	1hr 0min	MK
4387	COM	DRC	Ban Laem - Maeklong	16:40 - 17:40	1hr 0min	MK

12GO

TICKET COUNTER

SKIP THE WAIT

TICKETS AVAILABLE

FERRY, TRAIN, BUS AND PLANE TICKETS



SCAN HERE

